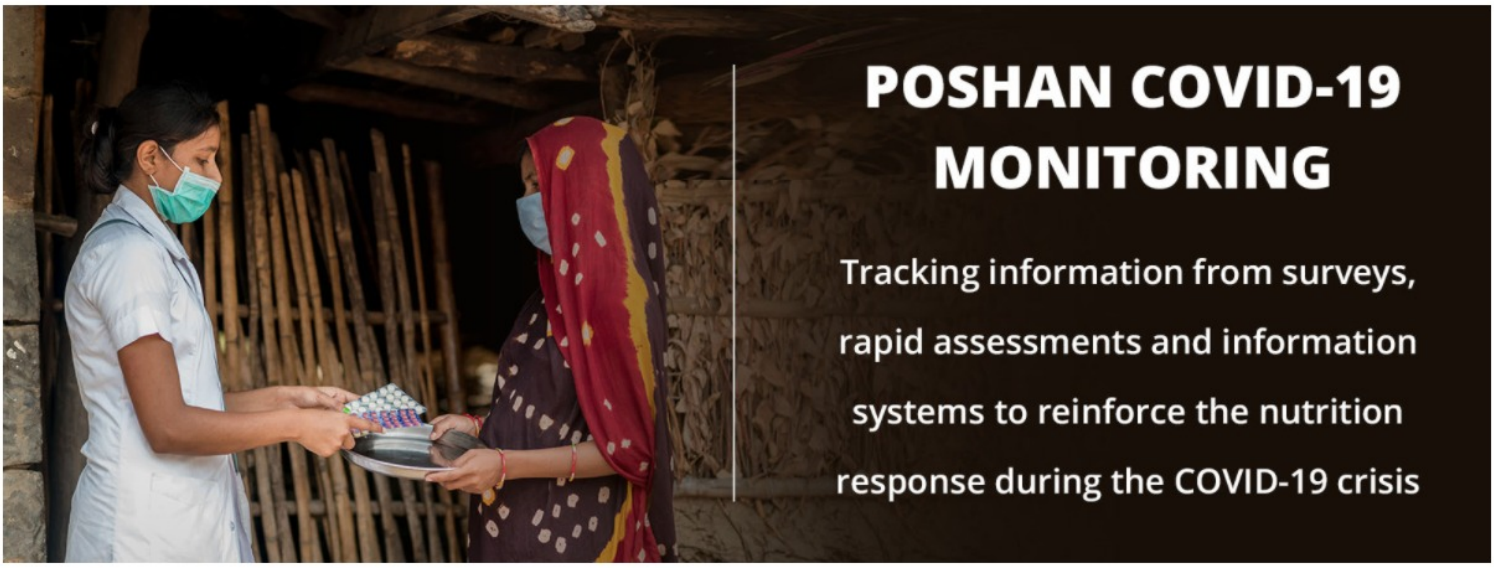
POSHAN COVID-19 MONITORING
Tracking information from surveys, rapid assessments and information systems to reinforce the nutrition response during the COVID-19 crisis

For any feedback or additional information please contact: **poshancovidiitb@gmail.com**

Supported By

CTARA Centre for Technology Alternatives for Rural Areas Indian Institute of Technology Bombay

unicef for every child

INTERNATIONAL FOOD POLICY RESEARCH INSTITUTE IFPRI

UNITED NATIONS INDIA

WFP World Food Programme

Update

Child nutrition in India consistently improved until the release of the NFHS-5 results (2019). The data for 22 states/UTs documented a stagnation in malnutrition immediately before the onset of the pandemic in 2020. Early estimates from experts proposed that acute malnutrition could rise by 10% globally due to the pandemic and disruptions (**Headey et al. 2020**). Now in mid-2021, India has reported 1/3 of all COVID cases globally and has suffered significant economic contraction since the lockdown. Nutrition experts are concerned that the progress made for nutrition in India may be lost due to COVID (**Rao, 2021**). The Poshan Abhiyaan (National Nutrition Mission) has demonstrated the government commitment and resources devoted to nutrition, but greater intensity is needed. Given India's nutrition scenario, there is a need to closely monitor nutrition and food security conditions and focus the policy agenda and advocacy efforts back to addressing malnutrition. The Indian Government recently reported 9.2 lakh children aged six months to six years were identified with severe acute malnutrition (SAM) in India from over 10 lakh Anganwadi centres across the country (**PTI, 2021**). The exact period ending in November 2020 was not given. Nutrition experts are concerned the figures could be underestimated in view of the disruption in Anganwadi services, halt of growth monitoring (**Indian Express, 2020**) and missing equipment (**Kumar, 2020**). The reported SAM cases from 2020 account for less than 20% of the estimated annual caseload from the most recent national survey (**NutritionINDIA.info**). The highest percent of reported cases compared to SAM burden were in Bihar (90%), UP (34%) and Chhattisgarh (27%). Several states with strong programs for acute malnutrition reported minimal SAM cases (Assam, Madhya Pradesh, Rajasthan, Tamil Nadu, Telangana).

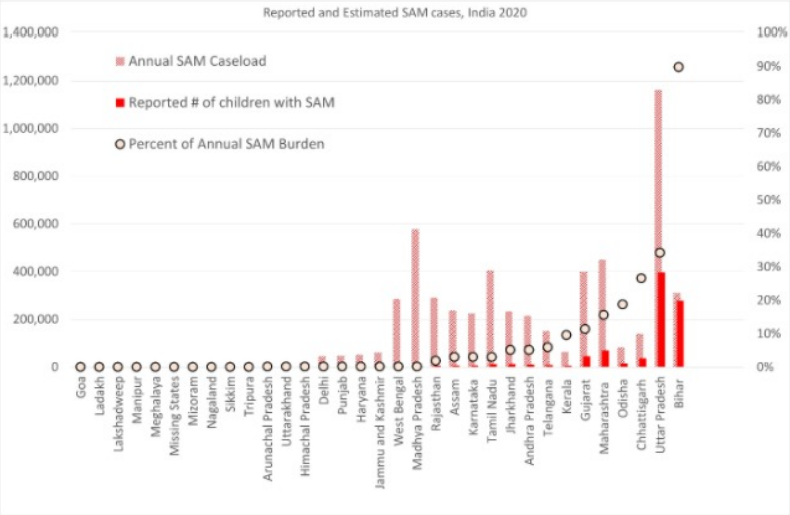

Source: RTI 2020 (as reported by **PTI, 2021**) and **NutritionINDIA.info**

*Note: RTI reported 0 cases in Ladakh, Lakshadweep, Manipur, Nagaland & MP. RTI data not reported for Meghalaya, Mizoram, Sikkim, Tripura, AR, UK, HP, Delhi, Punjab, Haryana, J&K and WB.

Numerous surveys and assessments were conducted by independent research institutions and civil society organisations since the start of the pandemic and are archived at Azim Premji University (**CSE-APU**). Most survey data were designed to be representative of specific population groups or areas served by intervention schemes or platforms. A selection of multi-state surveys with precise sampling methods and a sample size of over 1,000 households were used to assess India's nutrition/food situation in 2020 in the most recent review by **Dreze and Somanchi**. Only the Centre for Monitoring the Indian Economy (CMIE) survey reported to be representative of the Indian population. Surveys shifted to telephone interviews during the lockdown/unlock phases. It is clearly noted that all telephone surveys have an inbuilt bias as only 79% of Indian households had access to a phone, and there is a significant gender gap-- only 63% of women own or have access to phones (**GSMA-2020**). Telephone surveys were also likely to exclude poor households with phones as access to credit was reduced during the pandemic. In the Dalberg survey, 20% of potential respondents were unreachable for reasons like lack of money for top-up or network coverage; as the authors note, "[t]hose excluded are likely worse off than those we were able to reach by phone…".

Overall, most household surveys reviewed presented conditions of income loss and unemployment during the pandemic. Relief measures were implemented on an emergency basis but likely compensated for only a fraction of people's income losses, especially among poor households. CMIE data suggested that cash transfers from the central and state governments made up less than 10% of average income losses in April-May 2020, and reported expenditure on nutritious food items such as fruit, eggs, fish and meat declined dramatically in all population groups.

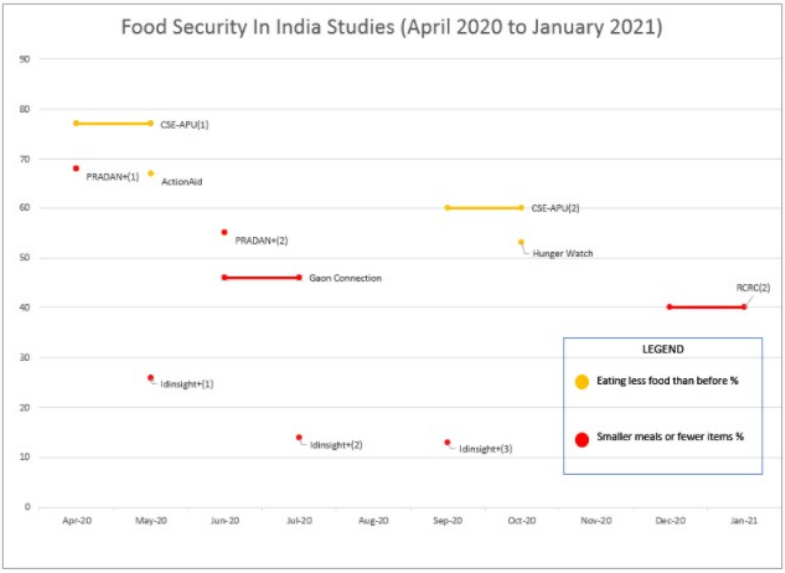
Food Security In India Studies (April 2020 to January 2021)

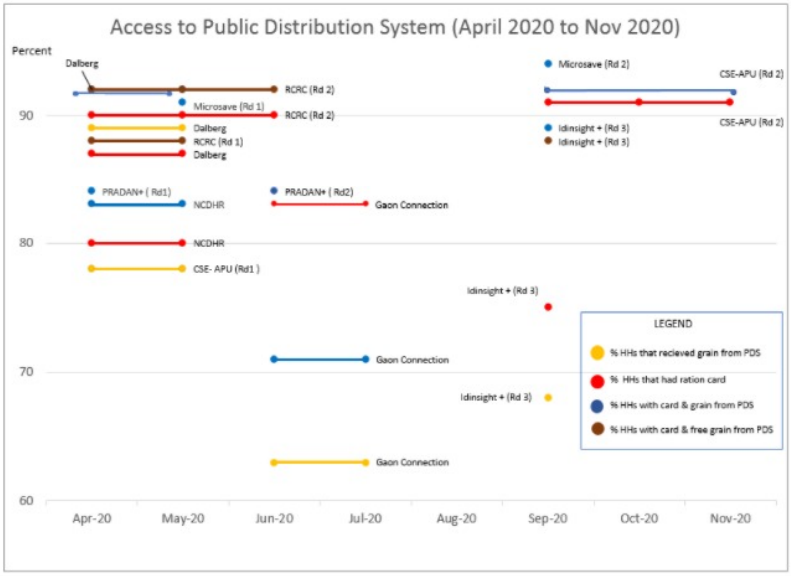
Access to Public Distribution System (April 2020 to Nov 2020)

The different surveys are not strictly comparable but indicate food insecurity issues during the pandemic. A summary of data on food security conditions shows a high percentage of respondents eating less food than before or smaller meals/fewer food items. Improvement in conditions is noted over time in repeated surveys. The CSE-APU survey found households eating less with 77% during the lockdown decreased but was still as high as 60% in October-December 2020 after lockdown. The "PRADAN+" survey covering informal-sector workers in rural areas of 13 states (mainly dairy and poultry workers) found that 50% of respondents were eating fewer meals than before. In the rural aspirational districts, IDinsight found the lowest prevalence of household members consuming smaller meals or fewer food items (26%), with improvements measured over time.

Survey data on access to services show that the Public Distribution System (PDS) providing access to foods played a critical role in sustaining poor people during the pandemic. Five large-scale multi-state surveys indicated that the proportion of households with a ration card (mainly NFSA cardholders) ranged from 75% and 91%. Access to the PDS is likely higher in poorer households. Among those with a ration card, the proportion who received food grains in 2020 was higher than 80% in all the surveys except one (Gaon Connection), and higher than 90% in four surveys. Four major surveys found that about 90% of sample households had received some free grain during the reference period. About 30 million tonnes of wheat and rice were distributed in 2020 as additional PDS rations under the Pradhan Mantri Garib Kalyan Anna Yojana (PMGKAY), indicating the social safety nets were addressing the food needs of the population.

Despite the intensive efforts to ensure the food security of the population, the nutrition conditions of the most vulnerable populations (children under-five and women) may be deteriorating due to poor access to nutrient-dense food and reductions of essential public health nutrition services.

Please help us to maintain the Poshan Covid-19 websites updated with the most current information resource on nutrition during the pandemic.

State and National Monitoring

India

COVID-19 Updates as on : 11 July 2021, 08:00 IST (GMT+5:30)
Source : Ministry of Health and Family Welfare Website
[↑↓ Status change since yesterday]

Name of State / UT	Active Cases		Cured/Discharged/Migrated		Deaths	
	Total	Change since yesterday	Cumulative	Change since yesterday	Cumulative	Change since yesterday
India	**4,54,118**	**915 ↓**	**2,99,75,064**	**41,526 ↑**	**4,08,040**	**895 ↑**

Nutrition Survey Results : India

Nutrition Conditions	Estimate, date of data collection and source
Wasting in children under-five	17.3% (CNNS, 2016-18)
Exclusive Breastfeeding	54.9% (NFHS-4, 2015-16)
Thinness in women 15-19 years	14.2% (CNNS, 2016-18)
Anemia in women 10-19 years	39.5% (CNNS, 2016-18)
	For further information, see **NutritionINDIA.info** and **POSHAN Led by IFPRI**

List of Assessments : India

Date	Type of Resource	Document Title (Click on the titles below in bold to open the linked report)
1-Apr-2020	Assessment	**Rapid Rural Community Response to Covid-19 (2020), Rapid Assessment Survey of Cash Transfers to Women Jan Dhan Account Holders, online report, RCRC, April 2020.** New
15-Apr-2020	Assessment	**Totapally, S., Rao, P., Sonderegger, P. and Gupta, G. (2020), The efficacy of government entitlements in helping BPL families navigate financial impacts of Covid-19, Dalberg.** New
1-May-2020	Assessment	**National Coalition of Civil Society Organizations (2020), Exploring Cash Transfer to Jan Dhan Accounts as Covid-19 Response: Findings from A Rapid Survey (28 April to 12 May 2020) for Assessing the Ground Reality, online report, Oxfam India.** New
1-May-2020	Assessment	**PRADAN et al. (2020a), "Covid-19 induced lockdown – How is the hinterland coping?", Powerpoint presentation, VikasAnvesh Foundation and Sambodhi.** New
1-May-2020	Assessment	**PRADAN et al. (2020a), "Covid-19 induced lockdown – How is the hinterland coping?", Powerpoint presentation, VikasAnvesh Foundation and Sambodhi.-- Based on Crowdsourced Data** New
15-May-2020	Assessment	**WFP: ICDS scheme in India – Tracking state government response during the Global Coronavirus (n-CoV) - Pandemic- Update till 15th May, 2020** New
1-Jun-2020	Assessment	**WFP: ICDS Update on distribution Take Home Rations** New
4-Jun-2020	Assessment	**WFP: School Meals in India – Tracking State Government Responses to Coronavirus** New
4-Aug-2020	Assessment	**PRADAN et al. (2020b), "How is the hinterland unlocking? Findings from 2nd round of survey" Powerpoint presentation, VikasAnvesh Foundation and Sambodhi.** New
1-Sep-2020	Assessment	**Bhalotia, S., Dhingra, S. and Kondirolli, F. (2020), "City of dreams no more: The impact of Covid-19 on urban workers in India", CEP Covid-19 Analysis Paper No. 8, London School of Economics.** New
5-Sep-2020	Assessment	**Vyas, Mahesh (2020), "Consumer Pyramids Survey: CPHS execution during the lockdown", 19 August (Mumbai: Centre for Monitoring Indian Economy).** New
27-Feb-2021	Assessment	**ANC Service Score Card, February 2021** New
27-Feb-2021	Assessment	**Anemia Mukt Bharat Score Card, February 2021** New
27-Feb-2021	Assessment	**High Risk Pregnancy Score Card, February 2021** New
27-Feb-2021	Assessment	**Maternal Anemia Scorecard, February 2021** New
1-Apr-2021	Assessment	**WFP: Integrated Child Development Services (ICDS) Scheme in India: Tracking State Government Responses to COVID-19 (January-April 2021)** New
1-Apr-2021	Assessment	**WFP: Mid Day Meal Q1 2021 Report** New
	Assessment	**IDINSIGHT: Visualizing COVID-19's Effect on India's Rural Economy -Updates from IDinsight survey analysis** New

---

Andhra Pradesh

COVID-19 Updates as on : 11 July 2021, 08:00 IST (GMT+5:30)
Source : Ministry of Health and Family Welfare Website
[↑↓ Status change since yesterday]

Name of State / UT	Active Cases		Cured/Discharged/Migrated		Deaths	
	Total	Change since yesterday	Cumulative	Change since yesterday	Cumulative	Change since yesterday
Andhra Pradesh	29,262	1,038 ↓	18,77,930	3,937 ↑	12,986	26 ↑

Nutrition Survey Results : Andhra Pradesh

Nutrition Conditions	Estimate, date of data collection and source
Wasting in children under-five	16.1% from 7/2019 - 11/2019 (NFHS-5)
Exclusive Breastfeeding	68% from 7/2019 - 11/2019 (NFHS-5)
Thinness in women 15-49 years	14.8% from 7/2019 - 11/2019 (NFHS-5)
Anemia in women 15-49 years	58.8% from 7/2019 - 11/2019 (NFHS-5)
	For further information, see **NutritionINDIA.info** and **POSHAN Led by IFPRI**

Mapping of Seasonal Threats / Conditions : Andhra Pradesh

Threats	JAN	FEB	MAR	APR	MAY	JUN	JUL	AUG	SEP	OCT	NOV	DEC
Dengue							🟥	🟥	🟥			
Diarrhea				🟥	🟥	🟥	🟥	🟥	🟥			
Encephalitis	🟥	🟥		🟥	🟥	🟥						🟥
Floods								🟥	🟥	🟥		
Drought					🟥	🟥						
Malaria								🟥	🟥	🟥		

State Updates : Andhra Pradesh

Date	
May-21	Directives issued by state based on UNICEF- ICMR NIN advocacy brief for continuation of growth monitoring for women & children.
May-21	Translation of advocacy brief to Telugu with WHO BF decision tree and circulation to FLFs through support from development partners Piramal & TATA Trusts. in May last week joint meetings for ICDS, HFW and PRI front line functionaries covering Nutrition, WASH, Health and CP.
May-21	NRC are functional, NRC MO and Nutritional Counsellors are oriented on COVID-19 precautions for management of SAM. State is moving ahead on plans for community based management of SAM.
May-21	Under AMB distribution of 60 mg elemental iron IFA is happening for PW, while this is still a gap for adolescents.

Continuity of services : Andhra Pradesh

Date	Are Anganwadi Centres currently open?	Are Village Health Sanitation and Nutrition Days (VHSNDs) being held?	Is Growth Monitoring and Promotion conducted?	Are Take Home Rations (THR) provided for children (6-35, 36-72 months of age)?	Are MAA services currently provided?	Is the Home Base Young Child Care (HBYC) program delivering services?	Are Nutrition Rehabilitation Centres (NRCs) operational for management of Acute Malnutrition?	Are CMAM services operational?	Is the PMMVY program providing maternity benefits?	Are Take Home Rations (THR) provided for Preg/Lact Women?	Regular nutrition development partners coordination meetings to support the emergency response?
30-Apr-2020	No	No	No	Yes	*	*	*	*	Yes	Yes	Yes
30-May-2020	No	No	No	Yes	*	*	*	*	Yes	Yes	Yes
30-Jun-2020	No	No	No	Yes	*	*	*	*	Yes	Yes	Yes
30-Jul-2020	No	No	No	Yes	*	*	*	*	Yes	Yes	Yes
30-Aug-2020	No	No	Yes	Yes	*	*	*	*	Yes	Yes	Yes
30-Sep-2020	No	Yes	Yes	Yes	*	*	*	*	Yes	Yes	Yes
30-Oct-2020	No	Yes	Yes	Yes	*	*	*	*	Yes	Yes	Yes
30-Nov-2020	No	Yes	Yes	Yes	*	*	*	*	Yes	Yes	Yes
30-Dec-2020	No	Yes	Yes	Yes	*	*	*	*	Yes	Yes	Yes
21-Jan-2021	No	Yes	Yes	Yes	*	*	*	*	Yes	Yes	Yes
21-Feb-2021	No	Yes	Yes	Yes	*	*	*	*	Yes	Yes	Yes
21-Mar-2021	No	Yes	Yes	Yes	*	*	*	*	Yes	Yes	Yes
21-Apr-2021	No	Yes	Yes	Yes	*	*	*	*	Yes	Yes	Yes
21-May-2021	No	Yes	Yes	Yes	*	*	*	*	Yes	Yes	Yes

List of Assessments : AndhraPradesh

Date	Type of Resource	Document Title (Click on the titles below in bold to open the linked report)
5-May-2020	Assessment	**Rapid Assessment Social Protection and Relief measures COVID-19 Response (24 April - 8 May 2020) Date: 05-05-20** • Maintain and share a roster of children for visiting AWC

Assam

COVID-19 Updates as on : 11 July 2021, 08:00 IST (GMT+5:30)
Source : Ministry of Health and Family Welfare Website
[↑↓ Status change since yesterday]

Name of State / UT	Active Cases		Cured/Discharged/Migrated		Deaths	
	Total	Change since yesterday	Cumulative	Change since yesterday	Cumulative	Change since yesterday
Assam	22,549	487 ↓	5,04,723	2,854 ↑	4,812	24 ↑

Nutrition Survey Results : Assam

Nutrition Conditions	Estimate, date of data collection and source
Wasting in children under-five	21.7% from 6/2019 - 12/2019 (NFHS-5)
Exclusive Breastfeeding	63.6% from 6/2019 - 12/2019 (NFHS-5)
Thinness in women 15-49 years	17.6% from 6/2019 - 12/2019 (NFHS-5)
Anemia in women 15-49 years	65.9% from 6/2019 - 12/2019 (NFHS-5)
	For further information, see **NutritionINDIA.info** and **POSHAN Led by IFPRI**

Mapping of Seasonal Threats / Conditions : Assam

Threats	JAN	FEB	MAR	APR	MAY	JUN	JUL	AUG	SEP	OCT	NOV	DEC
Dengue							🟥					
Diarrhea						🟥	🟥					
Encephalitis							🟥					
Floods							🟥	🟥				
Drought							🟥	🟥				

State Updates : Assam

Date	
May-21	In May directives have been issued by NHM Assam reinforcing continuity of services including flagship programmes like HBYC, IFA supplementation by ASHAs, NRCs. Directorate of Social Welfare also issued directive reinforcing continuity of services (growth monitoring, screening for SAM, CMAM services, IFA for out-of-school, counselling on MIYCN).
May-21	Growth monitoring coverage stands at above 60% according the ICDS Data. Most NRCs are functioning although bed occupancy rates and field referrals have reduced. Reporting on CMAM is sporadic.
May-21	On 29th May 2021, UNICEF supported capacity building on continuity of services in context of COVID19 for all district and project officials under Dept of Social Welfare
May-21	From June 2021, intensive remote supervision has been initiated by Dept. of Social Welfare with support from UNICEF and academic partners (Tezpur University and Assam Medical College). As part of this exercise, 50 'Nutrition Mentors' are telephonically reaching out to all CDPOs and Supervisors across the state and sensitizing them on continuity of essential services. Three such rounds are planned. Thematic focus during first round of calls in June is on Screening for malnutrition and CMAM implementation and reporting.

Continuity of services : Assam

Date	Are Anganwadi Centres currently open?	Are Village Health Sanitation and Nutrition Days (VHSNDs) being held?	Is Growth Monitoring and Promotion conducted?	Are Take Home Rations (THR) provided for children (6-35, 36-72 months of age)?	Are MAA services currently provided?	Is the Home Base Young Child Care (HBYC) program delivering services?	Are Nutrition Rehabilitation Centres (NRCs) operational for management of Acute Malnutrition?	Are CMAM services operational?	Is the PMMVY program providing maternity benefits?	Are Take Home Rations (THR) provided for Preg/Lact Women?	Regular nutrition development partners coordination meetings to support the emergency response?
30-Apr-2020	No	Yes	No	Yes	Yes	No	Yes	No	Yes	Yes	Yes
30-May-2020	No	Yes	No	Yes	Yes	No	Yes	No	Yes	Yes	Yes
30-Jun-2020	No	Yes	No	Yes	Yes	No	Yes	No	Yes	Yes	Yes
30-Jul-2020	No	Yes	Yes	Yes	Yes	No	Yes	No	Yes	Yes	Yes
30-Aug-2020	No	Yes	Yes	Yes	Yes	Yes	Yes	No	Yes	Yes	Yes
30-Sep-2020	No	Yes	Yes	Yes	Yes	Yes	Yes	No	Yes	Yes	Yes
30-Oct-2020	No	Yes	Yes	Yes	Yes	Yes	Yes	Yes	Yes	Yes	Yes
30-Nov-2020	No	Yes	Yes	Yes	Yes	Yes	Yes	Yes	Yes	Yes	Yes
30-Dec-2020	No	Yes	Yes	Yes	Yes	Yes	Yes	Yes	Yes	Yes	Yes
30-Jan-2021	No	Yes	Yes	Yes	Yes	Yes	Yes	Yes	Yes	Yes	Yes
28-Feb-2021	No	Yes	Yes	Yes	Yes	Yes	Yes	Yes	Yes	Yes	Yes
30-Mar-2021	No	Yes	Yes	Yes	Yes	Yes	Yes	Yes	Yes	Yes	Yes
30-Apr-2021	No	Yes	No	Yes	Yes	Yes	Yes	No	Yes	Yes	Yes
30-May-2021	No	Yes	No	Yes	No	Yes	Yes	No	Yes	Yes	Yes

List of Assessments : Assam

Date	Type of Resource	Document Title (Click on the titles below in bold to open the linked report)
26-May-2020	Assessment	**Assam (India) Floods 2020 situation report #1** Report on the Impact of Assam floods 2020 by UNICEF, providing the latest update on the situation and ongoing responses to the evolving floods situation in Assam State
30-May-2020	Assessment	**Assam (India) Floods 2020 situation report #2** Report on the Impact of Assam floods 2020 by UNICEF, providing the latest update on the situation and ongoing responses to the evolving floods situation in Assam State
26-Jun-2020	Assessment	**Assam (India) Floods 2020 situation report #3** Report on the Impact of Assam floods 2020 by UNICEF, giving an update on the flooding situation; the second wave of floods in Assam this year
4-Jul-2020	Assessment	**Assam (India) Floods 2020 situation report #4** Report on the Impact of Assam floods 2020 by UNICEF, providing the latest update on the situation and ongoing responses to the evolving floods situation in Assam State
16-Jul-2020	Assessment	**Assam (India) Floods 2020 situation report #5** Report on the Impact of Assam floods 2020 by UNICEF, providing the latest update on the situation and ongoing responses to the evolving floods situation in Assam State, including a helpful snapshot of situation and key responses
30-Jul-2020	Assessment	**Assam (India) Floods 2020 situation report #6** Report on the Impact of Assam floods 2020 by UNICEF, providing the latest update on the situation and ongoing responses to the evolving floods situation in Assam State, including a helpful snapshot of situation and key responses
	Assessment	**Response to COVID-19 Crisis: Observations from communities in Assam** Observation on State and Central government's response, understand the awareness on COVID-19 and suggestions to enhance the reach are reported

---

Bihar

COVID-19 Updates as on : 11 July 2021, 08:00 IST (GMT+5:30)
Source : Ministry of Health and Family Welfare Website
[↑↓ Status change since yesterday]

	Active Cases		Cured/Discharged/Migrated		Deaths	
Name of State / UT	**Total**	**Change since yesterday**	**Cumulative**	**Change since yesterday**	**Cumulative**	**Change since yesterday**
Bihar	866	153 ↓	7,12,663	236 ↑	9,618	4 ↑

Nutrition Survey Results : Bihar

Nutrition Conditions	Estimate, date of data collection and source
Wasting in children under-five	22.9% from 7/2019 - 2/2020 (NFHS-5)
Exclusive Breastfeeding	58.9% from 7/2019 - 2/2020 (NFHS-5)
Thinness in women 15-49 years	25.6% from 7/2019 - 2/2020 (NFHS-5)
Anemia in women 15-49 years	63.5% from 7/2019 - 2/2020 (NFHS-5)
	For further information, see **NutritionINDIA.info** and **POSHAN Led by IFPRI**

Mapping of Seasonal Threats / Conditions : Bihar

Threats	JAN	FEB	MAR	APR	MAY	JUN	JUL	AUG	SEP	OCT	NOV	DEC
Dengue					🟥	🟥	🟥	🟥				
Diarrhea					🟥	🟥	🟥	🟥				
Encephalitis				🟥	🟥	🟥	🟥					
Floods								🟥	🟥			
Drought								🟥	🟥	🟥		

Continuity of services : Bihar

Date	Are Anganwadi Centres currently open?	Are Village Health Sanitation and Nutrition Days (VHSNDs) being held?	Is Growth Monitoring and Promotion conducted?	Are Take Home Rations (THR) provided for children (6-35, 36-72 months of age)?	Are MAA services currently provided?	Is the Home Base Young Child Care (HBYC) program delivering services?	Are Nutrition Rehabilitation Centres (NRCs) operational for management of Acute Malnutrition?	Are CMAM services operational?	Is the PMMVY program providing maternity benefits?	Are Take Home Rations (THR) provided for Preg/Lact Women?	Regular nutrition development partners coordination meetings to support the emergency response?
30-Apr-2020	Yes	Yes	Yes	Yes	Yes	Yes	Yes	Yes	Yes	Yes	Yes
30-May-2020	Yes	Yes	Yes	Yes	Yes	No	Yes	Yes	Yes	Yes	Yes
30-Jun-2020	No	Yes	No	Yes	Yes	No	Yes	No	Yes	Yes	Yes
30-Jul-2020	No	Yes	No	No	Yes	No	Yes	No	Yes	Yes	Yes
30-Aug-2020	No	Yes	No	No	Yes	No	Yes	No	Yes	No	Yes
30-Sep-2020	No	Yes	Yes	No	No	No	Yes	No	Yes	Yes	Yes
31-Oct-2020	No	Yes	Yes	Yes	Yes	No	Yes	Yes	Yes	Yes	Yes
30-Nov-2020	No	Yes	Yes	Yes	Yes	No	Yes	Yes	Yes	Yes	Yes

30-Dec-2020	No	Yes	Yes	Yes	Yes	No	Yes	Yes	Yes	Yes	Yes
30-Jan-2021	No	Yes	Yes	Yes	Yes	No	Yes	Yes	Yes	Yes	Yes
28-Feb-2021	No	Yes	Yes	Yes	Yes	No	Yes	Yes	Yes	Yes	Yes
30-Mar-2021	No	Yes	Yes	Yes	Yes	No	Yes	Yes	Yes	Yes	No
30-Apr-2021	No	Yes	Yes	Yes	Yes	No	Yes	Yes	Yes	Yes	No
30-May-2021	No	Yes	Yes	Yes	Yes	No	No	No	Yes	Yes	No

List of Assessments : Bihar

Date	Type of Resource	Document Title (Click on the titles below in bold to open the linked report)
28-Jul-2020	Assessment	**Bihar Floods Situation Report #1** Report on the Impact of Bihar floods 2020 by UNICEF, providing the latest update on the situation and ongoing responses to the evolving floods situation in Assam State
	Assessment	**Findings from COVID-19 Research Studies** Outcomes from the study on awareness of young people on COVID-19 by Population Council Institute are presented
	Assessment	**Mental Health symptoms during COVID-19 lockdown** Study implemented by Population Counsil Institute on COVID-19 knowledge attitudes and practices
	Assessment	**Population Council Institute and UNICEF/Bihar: COVID-19 Research Results Brief # 4** Effects of Covid19 on Nutrition in Bihar

---

Chhattisgarh

COVID-19 Updates as on : 11 July 2021, 08:00 IST (GMT+5:30)
Source : Ministry of Health and Family Welfare Website
[↑↓ Status change since yesterday]

Name of State / UT	Active Cases		Cured/Discharged/Migrated		Deaths	
	Total	Change since yesterday	Cumulative	Change since yesterday	Cumulative	Change since yesterday
Chhattisgarh	4,862	131 ↓	9,79,448	487 ↑	13,475	3 ↑

Nutrition Survey Results : Chhattisgarh

Nutrition Conditions	Estimate, date of data collection and source
Wasting in children under-five	19.3% from 9/2017 - 3/18 (CNNS)
Exclusive Breastfeeding	77.2% from 1/2016 - 6/2016 (NFHS-4)
Thinness in women 15-49 years	11.0% from 9/2017 - 3/18 (CNNS)
Anemia in women 15-49 years	41.4% from 9/2017 - 3/18 (CNNS)
	For further information, see **NutritionINDIA.info** and **POSHAN Led by IFPRI**

Mapping of Seasonal Threats / Conditions : Chhattisgarh

Threats	JAN	FEB	MAR	APR	MAY	JUN	JUL	AUG	SEP	OCT	NOV	DEC
Diarrhea	⬜	⬜	⬜	⬜	🟥	🟥	🟥	🟥	🟥	⬜	⬜	⬜
Pneumonia	⬜	⬜	⬜	⬜	⬜	⬜	⬜	⬜	🟥	🟥	🟥	⬜
Malaria	⬜	⬜	⬜	⬜	⬜	⬜	🟥	🟥	🟥	🟥	🟥	🟥
Dengue	⬜	⬜	⬜	⬜	⬜	⬜	🟥	🟥	🟥	🟥	🟥	🟥
SAM	⬜	⬜	⬜	🟥	🟥	🟥	🟥	🟥	⬜	⬜	⬜	⬜

Continuity of services : Chhattisgarh

Date	Are Anganwadi Centres currently open?	Are Village Health Sanitation and Nutrition Days (VHSNDs) being held?	Is Growth Monitoring and Promotion conducted?	Are Take Home Rations (THR) provided for children (6-35, 36-72 months of age)?	Are MAA services currently provided?	Is the Home Base Young Child Care (HBYC) program delivering services?	Are Nutrition Rehabilitation Centres (NRCs) operational for management of Acute Malnutrition?	Are CMAM services operational?	Is the PMMVY program providing maternity benefits?	Are Take Home Rations (THR) provided for Preg/Lact Women?	Regular nutrition development partners coordination meetings to support the emergency response?
30-Apr-2020	No	No	No	Yes	No	No	No	No	No	Yes	Yes
30-May-2020	No	No	No	Yes	No	No	No	No	No	Yes	No
30-Jun-2020	No	Yes	No	Yes	Yes	No	No	No	No	Yes	Yes
30-Jul-2020	No	Yes	Yes	Yes	Yes	Yes	No	No	Yes	Yes	Yes
30-Aug-2020	No	Yes	Yes	Yes	Yes	Yes	No	Yes	Yes	Yes	Yes
30-Sep-2020	Yes	Yes	Yes	Yes	Yes	Yes	Yes	Yes	Yes	Yes	Yes
30-Oct-2020	Yes	Yes	Yes	Yes	Yes	Yes	Yes	Yes	Yes	Yes	Yes
30-Nov-2020	Yes	Yes	Yes	Yes	Yes	Yes	Yes	No	Yes	Yes	Yes
30-Dec-2020	Yes	Yes	Yes	Yes	Yes	Yes	Yes	Yes	Yes	Yes	Yes
30-Jan-2021	Yes	Yes	Yes	Yes	Yes	Yes	Yes	No	Yes	Yes	No
28-Feb-2021	Yes	Yes	Yes	Yes	Yes	Yes	Yes	No	Yes	Yes	No
30-Mar-2021	Yes	Yes	Yes	Yes	Yes	Yes	Yes	No	Yes	Yes	No
30-Apr-2021	No	Yes	Yes	Yes	Yes	Yes	Yes	No	Yes	Yes	No
30-May-2021	No	Yes	Yes	Yes	Yes	Yes	Yes	No	Yes	Yes	Yes

List of Assessments : Chhattisgarh

Date	Type of Resource	Document Title (Click on the titles below in bold to open the linked report)
31-Mar-2020	Assessment	**Status of NRCs across Chhattisgarh during CoVID-19 emergency** Report based on the findings from survey of 87 NRCs in March 2020 was documented
30-Apr-2020	Assessment	**An assessment on the status of nutrition services, behaviours, practices and activities in districts in Chhattisgarh state in context of COVID 19** A report on the assessment of services by UNICEF Raipur office in the account of lockdown state from 20-30th April
30-Apr-2020	Assessment	**Chhattisgarh: Nutrition Related Service Continuity - Assessment during the COVID-19 Related Lockdown** Report on the third round of assessment of essential nutrition related services by Government of Chhattisgarh conducted during 22-26 April 2020

Delhi

COVID-19 Updates as on : 11 July 2021, 08:00 IST (GMT+5:30)
Source : Ministry of Health and Family Welfare Website
[↑↓ Status change since yesterday]

Name of State / UT	Active Cases		Cured/Discharged/Migrated		Deaths	
	Total	Change since yesterday	Cumulative	Change since yesterday	Cumulative	Change since yesterday
Delhi	792	6 ↓	14,09,226	81 ↑	25,012	1 ↑

Nutrition Survey Results : Delhi

Nutrition Conditions	Estimate, date of data collection and source
Wasting in children under-five	14.8% from 3/2016 - 9/2016 (CNNS)
Exclusive Breastfeeding	49.8% from 2/2016 - 9/2016 (NFHS-4)
Thinness in women 15-19 years	14.1% from 3/2016 - 9/2016 (CNNS)
Anemia in women 15-19 years	56.5 % from 3/2016 - 9/2016 (CNNS)
	For further information, see **NutritionINDIA.info** and **POSHAN Led by IFPRI**

Gujarat

COVID-19 Updates as on : 11 July 2021, 08:00 IST (GMT+5:30)
Source : Ministry of Health and Family Welfare Website
[↑↓ Status change since yesterday]

Name of State / UT	Active Cases		Cured/Discharged/Migrated		Deaths	
	Total	Change since yesterday	Cumulative	Change since yesterday	Cumulative	Change since yesterday
Gujarat	1,151	205 ↓	8,12,976	258 ↑	10,073	

Nutrition Survey Results : Gujarat

Nutrition Conditions	Estimate, date of data collection and source
Wasting in children under-five	25.1% from 6/2019 - 11/2019 (NFHS-5)
Exclusive Breastfeeding	65% from 6/2019 - 11/2019 (NFHS-5)
Thinness in women 15-19 years	25.2% from 6/2019 - 11/2019 (NFHS-5)
Anemia in women 15-19 years	65% from 6/2019 - 11/2019 (NFHS-5)
	For further information, see **NutritionINDIA.info** and **POSHAN Led by IFPRI**

Mapping of Seasonal Threats / Conditions : Gujarat

Threats	JAN	FEB	MAR	APR	MAY	JUN	JUL	AUG	SEP	OCT	NOV	DEC
Dengue											🟥	
Diarrhea								🟥				
Encephalitis								🟥				
Floods												

State Updates : Gujarat

Date	
May-21	Growth monitoring stopped till 15 June
May-21	MAA and IYCF Counselling continues in the state through platforms of VHNSDs and Home visits by AWWs and ASHAs under HBNC and HBYC and by AWWs.
May-21	All NRCs were closed down on 19.04.2021
May-21	IFA supplements provided to the homes of the beneficiaries since last year

Continuity of services : Gujarat

Date	Are Anganwadi Centres currently open?	Are Village Health Sanitation and Nutrition Days (VHSNDs) being held?	Is Growth Monitoring and Promotion conducted?	Are Take Home Rations (THR) provided for children (6-35, 36-72 months of age)?	Are MAA services currently provided?	Is the Home Base Young Child Care (HBYC) program delivering services?	Are Nutrition Rehabilitation Centres (NRCs) operational for management of Acute Malnutrition?	Are CMAM services operational?	Is the PMMVY program providing maternity benefits?	Are Take Home Rations (THR) provided for Preg/Lact Women?	Regular nutrition development partners coordination meetings to support the emergency response?
30-Apr-2020	No	No	No	Yes	Yes	Yes	Yes	No	Yes	Yes	Yes
30-May-2020	No	Yes	No	Yes	Yes	No	No	No	Yes	Yes	Yes
30-Jun-2020	No	Yes	No	Yes	Yes	Yes	Yes	No	Yes	Yes	Yes
30-Jul-2020	No	Yes	No	Yes	Yes	Yes	Yes	No	Yes	Yes	Yes
30-Aug-2020	No	Yes	Yes	Yes	Yes	Yes	Yes	Yes	Yes	Yes	No
30-Sep-2020	No	Yes	No	Yes	Yes	Yes	Yes	Yes	Yes	Yes	Yes
30-Oct-2020	No	Yes	Yes	Yes	Yes	Yes	Yes	Yes	Yes	Yes	Yes
30-Nov-2020	No	Yes	No	Yes	Yes	Yes	Yes	Yes	Yes	Yes	No
21-Jan-2021	No	Yes	Yes	Yes	Yes	Yes	Yes	No	Yes	Yes	No

21-Feb-2021	No	Yes	Yes	Yes	Yes	Yes	Yes	No	Yes	Yes	No
21-Mar-2021	No	Yes	Yes	Yes	Yes	Yes	Yes	No	Yes	Yes	No
21-Apr-2021	No	Yes	Yes	Yes	Yes	Yes	No	No	Yes	Yes	No
21-May-2021	No	Yes	No	Yes	Yes	Yes	No	No	Yes	Yes	No
20-Dec-2021	No	Yes	Yes	Yes	Yes	Yes	Yes	No	Yes	Yes	No

Jharkhand

COVID-19 Updates as on : 11 July 2021, 08:00 IST (GMT+5:30)
Source : Ministry of Health and Family Welfare Website
[↑↓ Status change since yesterday]

	Active Cases		Cured/Discharged/Migrated		Deaths	
Name of State / UT	**Total**	**Change since yesterday**	**Cumulative**	**Change since yesterday**	**Cumulative**	**Change since yesterday**
Jharkhand	423	26 ↓	3,40,737	82 ↑	5,119	

Nutrition Survey Results : Jharkhand

Nutrition Conditions	Estimate, date of data collection and source
Wasting in children under-five	29.1% from 3/2017 - 6/2017 (CNNS)
Exclusive Breastfeeding	65.0% from 4/2016 - 12/2016 (NFHS-4)
Thinness in women 15-19 years	17.2% from 3/2017 - 6/2017 (CNNS)
Anemia in women 15-19 years	53.7% from 3/2017 - 6/2017 (CNNS)
	For further information, see **NutritionINDIA.info** and **POSHAN Led by IFPRI**

Mapping of Seasonal Threats / Conditions : Jharkhand

Threats	JAN	FEB	MAR	APR	MAY	JUN	JUL	AUG	SEP	OCT	NOV	DEC
Dengue						🟥	🟥	🟥	🟥			
Diarrhea						🟥	🟥	🟥	🟥			
Encephalitis						🟥	🟥	🟥	🟥			
Drought						🟥	🟥	🟥				
Floods						🟥	🟥	🟥				
Malaria						🟥	🟥	🟥	🟥			

Continuity of services : Jharkhand

Date	Are Anganwadi Centres currently open?	Are Village Health Sanitation and Nutrition Days (VHSNDs) being held?	Is Growth Monitoring and Promotion conducted?	Are Take Home Rations (THR) provided for children (6-35, 36-72 months of age)?	Are MAA services currently provided?	Is the Home Base Young Child Care (HBYC) program delivering services?	Are Nutrition Rehabilitation Centres (NRCs) operational for management of Acute Malnutrition?	Are CMAM services operational?	Is the PMMVY program providing maternity benefits?	Are Take Home Rations (THR) provided for Preg/Lact Women?	Regular nutrition development partners coordination meetings to support the emergency response?
30-Apr-2020	No	No	No	Yes	Yes	Yes	Yes	No	Yes	Yes	Yes
30-May-2020	No	Yes	No	Yes	Yes	Yes	Yes	No	Yes	Yes	Yes
30-Jun-2020	No	Yes	No	Yes	Yes	Yes	Yes	No	Yes	Yes	Yes
30-Jul-2020	No	Yes	No	Yes	Yes	Yes	Yes	No	Yes	Yes	Yes
30-Aug-2020	No	Yes	No	Yes	Yes	Yes	Yes	No	Yes	Yes	Yes
30-Sep-2020	No	Yes	Yes	Yes	No	Yes	Yes	No	Yes	Yes	Yes
30-Oct-2020	No	Yes	No	Yes	Yes	Yes	Yes	No	Yes	Yes	Yes
30-Nov-2020	No	Yes	Yes	Yes	Yes	Yes	Yes	Yes	Yes	Yes	Yes
30-Dec-2020	No	Yes	Yes	Yes	Yes	Yes	Yes	Yes	Yes	Yes	Yes

30-Jan-2021	No	Yes	No	Yes	Yes	Yes	Yes	Yes	Yes	Yes	Yes
28-Feb-2021	No	Yes	No	Yes	Yes	Yes	Yes	Yes	Yes	Yes	Yes
30-Mar-2021	No	Yes	No	Yes	Yes	Yes	Yes	Yes	Yes	Yes	Yes
30-Apr-2021	No	Yes	No	No	Yes	Yes	Yes	Yes	Yes	No	Yes
30-May-2021	No	Yes	No	No	Yes	Yes	Yes	Yes	Yes	No	Yes

List of Assessments : Jharkhand

Date	Type of Resource	Document Title (Click on the titles below in bold to open the linked report)
1-Mar-2021	Assessment	**AMB Key Performance Indicator Score-card (April 2019 to February 2020)** New
18-Apr-2021	Assessment	**NHM, UNICEF: Malnutrition Treatment Centre (MTC) Performance Ranking, Quarter 4 (January-March 2021)** New
4-May-2021	Assessment	**NHM, UNICEF: Status of Malnutrition Treatment Centres across Jharkhand during CoVID-19 Pandemic (as on 4th May 2021)** New
7-May-2021	Assessment	**JOHAR POSHAN : Supportive Supervision Analysis Report, West Singhbhum.** New

---

Karnataka

COVID-19 Updates as on : 11 July 2021, 08:00 IST (GMT+5:30)
Source : Ministry of Health and Family Welfare Website
[↑↓ Status change since yesterday]

Name of State / UT	Active Cases		Cured/Discharged/Migrated		Deaths	
	Total	Change since yesterday	Cumulative	Change since yesterday	Cumulative	Change since yesterday
Karnataka	37,164	765 ↓	27,96,377	2,879 ↑	35,779	48 ↑

Nutrition Survey Results : Karnataka

Nutrition Conditions	Estimate, date of data collection and source
Wasting in children under-five	19.5% from 7/2019 - 12/2019 (NFHS-5)
Exclusive Breastfeeding	61% from 7/2019 - 12/2019 (NFHS-5)
Thinness in women 15-19 years	17.2% from 7/2019 - 12/2019 (NFHS-5)
Anemia in women 15-19 years	47.8% from 7/2019 - 12/2019 (NFHS-5)
	For further information, see **NutritionINDIA.info** and **POSHAN Led by IFPRI**

Mapping of Seasonal Threats / Conditions : Karnataka

Threats	JAN	FEB	MAR	APR	MAY	JUN	JUL	AUG	SEP	OCT	NOV	DEC
Dengue						🟥	🟥	🟥	🟥	🟥		
Diarrhea			🟥	🟥	🟥	🟥	🟥	🟥	🟥	🟥		
Encephalitis												
Drought			🟥	🟥	🟥	🟥	🟥					
Flood							🟥	🟥	🟥			
Malaria							🟥	🟥				

State Updates : Karnataka

Date	
May-21	Due to Covid pandemic, AWC are not functional fully. Growth Monitoring is Done every month by AWW while providing THR. Date: monthly/Ref: MIS of ICDS
May-21	Under HBYC programme, ASHAs and ANMs are visiting households and promoting IYCF practices regularly. Date Apr & May 2021/Ref: As per HBYC guidelines
May-21	32 NRCs at District level and 49 NRCs at Taluk level are functional for the care and treatment of SAM children with Medical complication. Date: Ongoing regularly/ Ref: Monthly progress Report
May-21	Provision of IFA to Pregnant women is being provided throgh ANM and ASHA workers at House Hold level and at delivery point hospitals. IFA is being provided to adolescents throug ASHA at HHL. Date Monthly/Guidlines issued by GOK

Continuity of services : Karnataka

Date	Are Anganwadi Centres currently open?	Are Village Health Sanitation and Nutrition Days (VHSNDs) being held?	Is Growth Monitoring and Promotion conducted?	Are Take Home Rations (THR) provided for children (6-35, 36-72 months of age)?	Are MAA services currently provided?	Is the Home Base Young Child Care (HBYC) program delivering services?	Are Nutrition Rehabilitation Centres (NRCs) operational for management of Acute Malnutrition?	Are CMAM services operational?	Is the PMMVY program providing maternity benefits?	Are Take Home Rations (THR) provided for Preg/Lact Women?	Regular nutrition development partners coordination meetings to support the emergency response?
30-Apr-2020	No	No	No	Yes	*	*	Yes	*	Yes	Yes	Yes
30-May-2020	No	No	No	Yes	*	*	Yes	*	Yes	Yes	Yes
30-Jun-2020	No	No	No	Yes	*	*	Yes	*	Yes	Yes	Yes
30-Jul-2020	No	No	No	Yes	*	*	Yes	*	Yes	Yes	Yes
30-Aug-2020	No	Yes	Yes	Yes	*	*	Yes	*	Yes	Yes	Yes
30-Sep-2020	No	Yes	Yes	Yes	*	*	Yes	*	Yes	Yes	Yes
30-Oct-2020	No	Yes	Yes	Yes	*	*	Yes	*	Yes	Yes	Yes
30-Nov-2020	No	Yes	Yes	Yes	*	*	Yes	*	Yes	Yes	Yes
30-Dec-2020	Yes	Yes	Yes	Yes	*	*	Yes	*	Yes	Yes	Yes
30-Jan-2021	no	Yes	Yes	Yes	Yes	Yes	Yes	*	Yes	Yes	Yes
28-Feb-2021	Yes	Yes	Yes	Yes	Yes	Yes	Yes	*	Yes	Yes	Yes
30-Mar-2021	no	Yes	Yes	Yes	Yes	Yes	Yes	*	Yes	Yes	Yes
30-Apr-2021	no	Yes	Yes	Yes	Yes	Yes	Yes	*	Yes	Yes	Yes
30-May-2021	no	Yes	Yes	Yes	Yes	Yes	Yes	*	Yes	Yes	Yes

List of Assessments : Karnataka

Date	Type of Resource	Document Title (Click on the titles below in bold to open the linked report)
20-Apr-2020	Assessment	**Rapid Assessment of the Impact of COVID-19 Lockdown on Food and Nutrition Security in Rural Karnataka** Assessment conducted by Centre for Child and the Law (CCL), National Law School of India University (NLSIU) on food security situation in Karnataka
1-May-2020	Assessment	**Highlights of CCL Rural Rapid Assessment Report** Highlights of the quick assessment on food and nutrition security by NLSIU

Kerala

COVID-19 Updates as on : 11 July 2021, 08:00 IST (GMT+5:30)
Source : Ministry of Health and Family Welfare Website
[↑↓ Status change since yesterday]

	Active Cases		Cured/Discharged/Migrated		Deaths	
Name of State / UT	Total	Change since yesterday	Cumulative	Change since yesterday	Cumulative	Change since yesterday
Kerala	1,15,706	2,111 ↑	29,22,921	11,867 ↑	14,489	109 ↑

Nutrition Survey Results : Kerala

Nutrition Conditions	Estimate, date of data collection and source
Wasting in children under-five	15.8% from 7/2019 - 12/2019 (NFHS-5)
Exclusive Breastfeeding	55.5% from 7/2019 - 12/2019 (NFHS-5)
Thinness in women 15-19 years	10.1% from 7/2019 - 12/2019 (NFHS-5)
Anemia in women 15-19 years	36.3% from 7/2019 - 12/2019 (NFHS-5)
	For further information, see **NutritionINDIA.info** and **POSHAN Led by IFPRI**

Madhya Pradesh

COVID-19 Updates as on : 11 July 2021, 08:00 IST (GMT+5:30)
Source : Ministry of Health and Family Welfare Website
[↑↓ Status change since yesterday]

Name of State / UT	Active Cases		Cured/Discharged/Migrated		Deaths	
	Total	Change since yesterday	Cumulative	Change since yesterday	Cumulative	Change since yesterday
Madhya Pradesh	392	14 ↓	7,80,735	40 ↑	9,025	1 ↑

Nutrition Survey Results : Madhya Pradesh

Nutrition Conditions	Estimate, date of data collection and source
Wasting in children under-five	19.6% from 10/2016 - 2/2017 (CNNS)
Exclusive Breastfeeding	58.4% from 1/2015 - 7/2015 (NFHS-4)
Thinness in women 15-19 years	21.2% from 10/2016 - 2/2017 (CNNS)
Anemia in women 15-19 years	34.1% from 10/2016 - 2/2017 (CNNS)
	For further information, see **NutritionINDIA.info** and **POSHAN Led by IFPRI**

Mapping of Seasonal Threats / Conditions : Madhya Pradesh

Threats	JAN	FEB	MAR	APR	MAY	JUN	JUL	AUG	SEP	OCT	NOV	DEC
Dengue					🟥	🟥						
Diarrhea						🟥	🟥	🟥				
Floods							🟥	🟥				
Drought					🟥	🟥						

State Updates : Madhya Pradesh

Date	
May-21	94% AWCs distributed THR / Ready to Eat food at fortnightly /weekly frequency and 27% had THR available which will suffice for the next one month while 21% AWCs had finished their stock (May 2021 – Joint tele-monitoring of continuity of essential nutrition services)
May-21	98% AWWs provided home visits - 86% for distribution of THR / RTE, 59% for IFA supplementation to children & adolescents, 93% COVID related messaging, however none reported of doing nutrition messaging. (May 2021 – Joint tele-monitoring of continuity of essential nutrition services)
May-21	VHSNDs are happening in more 100% places largely focusing on immunization and ANC care and 47% focusing on growth monitoring and screening for SAM. (May 2021 – Joint tele-monitoring of continuity of essential nutrition services)
May-21	Weighing of children is happening at 64% places while measurement of height / length is happening at 50% places – Children are covered suing a mixed approach home visit (71%), VHSNDs (43%) and at AWC (22%). (May 2021 – Joint tele-monitoring of continuity of essential nutrition services)
May-21	More than 95% ASHAs are conducting home visits. 50% are screening children using MUAC and more than 90% ASHA providing breastfeeding related messages under HBNC and 68% providing complementary feeding messages under HBYC. (May 2021 – Joint tele-monitoring of continuity of essential nutrition services)

Continuity of services : Madhya Pradesh

Date	Are Anganwadi Centres currently open?	Are Village Health Sanitation and Nutrition Days (VHSNDs) being held?	Is Growth Monitoring and Promotion conducted?	Are Take Home Rations (THR) provided for children (6-35, 36-72 months of age)?	Are MAA services currently provided?	Is the Home Base Young Child Care (HBYC) program delivering services?	Are Nutrition Rehabilitation Centres (NRCs) operational for management of Acute Malnutrition?	Are CMAM services operational?	Is the PMMVY program providing maternity benefits?	Are Take Home Rations (THR) provided for Preg/Lact Women?	Regular nutrition development partners coordination meetings to support the emergency response?
30-Apr-2020	No	No	No	Yes	Yes	Yes	Yes	No	Yes	Yes	Yes
30-May-2020	No	Yes	No	Yes	Yes	Yes	Yes	No	Yes	Yes	Yes
30-Jun-2020	No	Yes	No	Yes	Yes	Yes	Yes	No	Yes	Yes	Yes
30-Jul-2020	No	Yes	No	Yes	Yes	Yes	Yes	No	Yes	Yes	Yes
30-Aug-2020	No	Yes	Yes	Yes	Yes	Yes	Yes	No	Yes	Yes	Yes
30-Sep-2020	No	Yes	Yes	Yes	Yes	Yes	Yes	Yes	Yes	Yes	Yes
30-Oct-2020	No	Yes	Yes	Yes	Yes	Yes	Yes	Yes	Yes	Yes	No
30-Nov-2020	No	Yes	Yes	Yes	Yes	Yes	Yes	Yes	Yes	Yes	Yes
30-Dec-2020	Yes	Yes	Yes	Yes	Yes	Yes	Yes	Yes	Yes	Yes	No
30-Jan-2021	Yes	Yes	Yes	Yes	Yes	Yes	Yes	Yes	Yes	Yes	No

Feb-21	Yes	Yes	Yes	Yes	Yes	Yes	Yes	Yes	Yes	Yes	No
Mar-21	Yes	Yes	Yes	Yes	Yes	Yes	Yes	Yes	Yes	Yes	No
Apr-21	Yes	Yes	Yes	Yes	Yes	Yes	Yes	Yes	Yes	Yes	No
May-21	No	Yes	Yes	Yes	Yes	Yes	Yes	Yes	Yes	Yes	Yes

Maharashtra

COVID-19 Updates as on : 11 July 2021, 08:00 IST (GMT+5:30)
Source : Ministry of Health and Family Welfare Website
[↑↓ Status change since yesterday]

Name of State / UT	Active Cases		Cured/Discharged/Migrated		Deaths	
	Total	Change since yesterday	Cumulative	Change since yesterday	Cumulative	Change since yesterday
Maharashtra	1,17,270	1,776 ↑	59,06,466	6,026 ↑	1,25,528	494 ↑

Nutrition Survey Results : Maharashtra

Nutrition Conditions	Estimate, date of data collection and source
Wasting in children under-five	25.6% from 6/2019 - 12/2019 (NFHS-5)
Exclusive Breastfeeding	71% from 6/2019 - 12/2019 (NFHS-5)
Thinness in women 15-19 years	20.8% from 6/2019 - 12/2019 (NFHS-5)
Anemia in women 15-19 years	54.2% from 6/2019 - 12/2019 (NFHS-5)
	For further information, see **NutritionINDIA.info** and **POSHAN Led by IFPRI**

Mapping of Seasonal Threats / Conditions : Maharashtra

Threats	JAN	FEB	MAR	APR	MAY	JUN	JUL	AUG	SEP	OCT	NOV	DEC
Dengue						🟥	🟥	🟥				
Diarrhea				🟥	🟥	🟥						
Drought				🟥	🟥							
Floods							🟥	🟥				
Seasonal Migration	🟥	🟥	🟥							🟥	🟥	🟥

State Updates : Maharashtra

Date	
May-21	GMP is currently encouraged by the department in all areas with low transmission of COVID 19 across all 36/36 districts following all CABs of screening 5 children per day. Updated guidelines were issued on 18th May for screening and management of children with SAM in context of COVID 19 for rural and tribal areas as well as Urban areas however centres in blocks and districts with high transmission districts and blocks has low level of screening as parents refuse to bring the children for screening. Department has issued guidance on home based screening. 60% AWCs in the state are implementing GMP as per ICDS reports. AWCs in Urban corporations remain challenge. Screening drives have been initiated in tribal areas as premonsoon activity.
May-21	MAA services and IYCF counselling continues in the state through SRCs and platforms of VHNSDs and Home visits by ASHA under HBNC and HBYC and by AWWs. The visits are clubbed with COVID surveillance visits in high transmission zones. More than 95% newborns are initiated on BF within 1 hour of delivery as per HMIS reports. Refresher training has been conducted for 35,000/66000 ASHAs and 1200 L2, L3 delivery point staff in May 2021 using the 13 IYCF training videos developed for digital training jointly with SFWB, SRCs and conultants. However, the hesitancy continues for BF in COVID positive mothers and counselling to support such mothers continue in the state.
May-21	40/43 NRCs are functional though with very low admissions due to COVID-19 pandemic surge in the state. Refresher training was conducted in March 2021 reaching out to 141 MOs and staff from 43 NRCs and pediatric wards. Screening for children admitted to pediatric wards has been initiated in 34 DH/SDH. 354/1204 (29%) children admitted to pediatric ward were identified with SAM in March and April. May data is awaited. CMAM continues as home based VCDC in 34/34 rural and tribal districts of Maharashtra using state protocols. 22,063/42,334 (52%) children identified with SAM have been admitted to Home based VCDC till date as per ICDS protocols.
May-21	IFA supplies prepositioned continue to be provided to all PW and lactating mothers through VHNSDs and ANC clinics. More than 95% pregnant women have been supplemented with IFA as per HMIS. Review meetings with District officials have led to improved implementation of AMB in Adolescents and pediatric age groups. The coverage is improving slowly. 34% children in age group of 6mo to 59mo are reached with IFA syrup, 26% children and adolescents are reached with WIFS as per April reports.
May-21	As per the guidelines issued by ICDS Commissionerate on 15th April 2021, 25th April 2021 and 30th April 2021, AWCs continue to provide services for THR, Growth monitoring counselling and CBE events dedicated to improving CF and feeding and SAM using online platforms in high transmission areas. POSHAN card has been developed for providing services to children of migrant families and has been disseminated across the state for use. Dedicated digital platform for age appropriate messaging on nutrition is reaching out to more than 1 million ICDS programme participants.

Continuity of services : Maharashtra

Date	Are Anganwadi Centres currently open?	Are Village Health Sanitation and Nutrition Days (VHSNDs) being held?	Is Growth Monitoring and Promotion conducted?	Are Take Home Rations (THR) provided for children (6-35, 36-72 months of age)?	Are MAA services currently provided?	Is the Home Base Young Child Care (HBYC) program delivering services?	Are Nutrition Rehabilitation Centres (NRCs) operational for management of Acute Malnutrition?	Are CMAM services operational?	Is the PMMVY program providing maternity benefits?	Are Take Home Rations (THR) provided for Preg/Lact Women?	Regular nutrition development partners coordination meetings to support the emergency response?

Apr-20	No	Yes	No	Yes	Yes	Yes	Yes	Yes	Yes	Yes	Yes
May-20	No	Yes	No	Yes	Yes	Yes	Yes	Yes	Yes	Yes	Yes
Jun-20	No	Yes	No	Yes	Yes	Yes	Yes	Yes	Yes	Yes	Yes
Jul-20	Yes	Yes	Yes	Yes	Yes	Yes	Yes	Yes	Yes	Yes	Yes
Aug-20	Yes	Yes	Yes	Yes	Yes	Yes	Yes	Yes	Yes	Yes	Yes
Sep-20	Yes	Yes	Yes	Yes	Yes	Yes	Yes	Yes	Yes	Yes	Yes
Oct-20	Yes	Yes	Yes	Yes	Yes	Yes	Yes	Yes	Yes	Yes	Yes
Nov-20	Yes	Yes	Yes	Yes	Yes	Yes	Yes	Yes	Yes	Yes	No
Dec-20	Yes	Yes	Yes	Yes	Yes	Yes	Yes	Yes	Yes	Yes	No
Jan-21	Yes	Yes	Yes	Yes	Yes	Yes	Yes	Yes	Yes	Yes	No
Feb-21	Yes	Yes	Yes	Yes	Yes	Yes	Yes	Yes	Yes	Yes	No
Mar-21	Yes	Yes	Yes	Yes	Yes	Yes	Yes	Yes	Yes	Yes	No
Apr-21	Yes	Yes	Yes	Yes	Yes	Yes	Yes	Yes	Yes	Yes	No
May-21	Yes	Yes	Yes	Yes	Yes	Yes	Yes	Yes	Yes	Yes	No

Odisha

COVID-19 Updates as on : 11 July 2021, 08:00 IST (GMT+5:30)
Source : Ministry of Health and Family Welfare Website
[↑↓ Status change since yesterday]

Name of State / UT	Active Cases		Cured/Discharged/Migrated		Deaths	
	Total	Change since yesterday	Cumulative	Change since yesterday	Cumulative	Change since yesterday
Odisha	23,297	844 ↓	9,09,639	3,120 ↑	4,534	58 ↑

Nutrition Survey Results : Odisha

Nutrition Conditions	Estimate, date of data collection and source
Wasting in children under-five	13.9% from 11/2017 - 2/2018 (CNNS)
Exclusive Breastfeeding	65.6% from 1/2016 - 7/2016 (NFHS-4)
Thinness in women 15-19 years	11.8% from 11/2017 - 2/2018 (CNNS)
Anemia in women 15-19 years	50.2% from 11/2017 - 2/2018 (CNNS)
	For further information, see **NutritionINDIA.info** and **POSHAN Led by IFPRI**

Mapping of Seasonal Threats / Conditions : Odisha

Threats	JAN	FEB	MAR	APR	MAY	JUN	JUL	AUG	SEP	OCT	NOV	DEC
Dengue						🟥	🟥	🟥	🟥			
Diarrhea						🟥	🟥	🟥	🟥			
Encephalitis									🟥	🟥	🟥	
Drought					🟥	🟥	🟥	🟥	🟥	🟥		
Floods					🟥	🟥	🟥	🟥	🟥	🟥		
Other Threats						🟥	🟥	🟥	🟥			

State Updates : Odisha

Date	
May-21	As per the govt advisory (issued on 17 Apr 2021 / DWCD) THR and ration in lieu of hot cook meals provided at doorstep of beneficiaries covered under Supplementary Feeding Program on fixed day 1st of every month. GMP is also conducted across the state in all 30 districts.
May-21	As per the govt advisory (issued on 14 May 2021 / DWCD), IYCF practices are promoted with appropriate precaution.
May-21	Govt. advisories were issued from DWCD (dt. 14 May 2021) as well as from DH&FW (dt. 7 May 2021) related SAM management and preparedness of NRC during this pandemic. Children identified with SAM/MAM/SUW should be given special focus and adopted by CDPO/Supervisor/AWW as per the guideline and health and nutrition status to be strictly monitored and followed up. All NRCs in the state make ready themselves as per the Covid protocol issued by the dept.
May-21	As per the govt advisories issued from DS&ME, DH&FW and DWCD on 7 Apr 2021, 29 Apr 2021 and 14 May 2021 respectively tablets are distributed at the doorstep of the school going adolescent girls and boys, and out-of-school-adolescent girls by teachers and AWW respectively. Pregnant women and lactating mothers receive IFA tablets in VHSND sessions.

Continuity of services : Odisha

Date	Are Anganwadi Centres currently open?	Are Village Health Sanitation and Nutrition Days (VHSNDs) being held?	Is Growth Monitoring and Promotion conducted?	Are Take Home Rations (THR) provided for children (6-35, 36-72 months of age)?	Are MAA services currently provided?	Is the Home Base Young Child Care (HBYC) program delivering services?	Are Nutrition Rehabilitation Centres (NRCs) operational for management of Acute Malnutrition?	Are CMAM services operational?	Is the PMMVY program providing maternity benefits?	Are Take Home Rations (THR) provided for Preg/Lact Women?	Regular nutrition development partners coordination meetings to support the emergency response?
Apr-20	No	Yes	Yes	Yes	Yes	Yes	Yes	No	Yes	Yes	Yes
May-20	No	Yes	Yes	Yes	Yes	Yes	Yes	No	Yes	Yes	Yes
Jun-20	No	Yes	Yes	Yes	Yes	Yes	Yes	No	Yes	Yes	Yes
Jul-20	No	Yes	Yes	Yes	Yes	Yes	Yes	No	Yes	Yes	Yes
Aug-20	No	Yes	Yes	Yes	Yes	Yes	Yes	No	Yes	Yes	Yes
Sep-20	No	Yes	Yes	Yes	Yes	Yes	Yes	No	Yes	Yes	Yes
Oct-20	No	Yes	Yes	Yes	Yes	Yes	Yes	No	Yes	Yes	Yes
Nov-20	No	Yes	Yes	Yes	Yes	Yes	Yes	No	Yes	Yes	Yes
Dec-20	No	Yes	Yes	Yes	Yes	Yes	Yes	No	Yes	Yes	Yes
Jan-21	No	Yes	Yes	Yes	Yes	Yes	Yes	No	Yes	Yes	Yes
Feb-21	Yes	Yes	Yes	Yes	Yes	Yes	Yes	No	Yes	Yes	Yes
Mar-21	Yes	Yes	Yes	Yes	Yes	Yes	Yes	No	Yes	Yes	Yes
Apr-21	No	Yes	Yes	Yes	Yes	Yes	Yes	No	Yes	Yes	Yes
May-21	No	Yes	Yes	Yes	Yes	Yes	Yes	No	Yes	Yes	Yes

List of Assessments : Odisha

Date	Type of Resource	Document Title (Click on the titles below in bold to open the linked report)
31-Mar-2020	Assessment	**Multisectoral COVID19 Response in Odisha** Assessment of the situation by the United Nations agencies based in Odisha and the World Bank, considering the secondary information available and making short terms (April-June 2020) and medium-term (July 2020-June 2021) strategy.
21-May-2020	Assessment	**UNICEF Bhubaneswar, Cyclone Amphan 2020: Situation Report** A situation report on the impact of the cyclone Amphan, which has affected all 10 districts across the state. Out of the total 4.44 Million population affected, 1.5 Million are Children.

Rajasthan

COVID-19 Updates as on : 11 July 2021, 08:00 IST (GMT+5:30)
Source : Ministry of Health and Family Welfare Website
[↑↓ Status change since yesterday]

Name of State / UT	Active Cases		Cured/Discharged/Migrated		Deaths	
	Total	Change since yesterday	Cumulative	Change since yesterday	Cumulative	Change since yesterday
Rajasthan	750	65 ↓	9,43,379	119 ↑	8,945	2 ↑

Nutrition Survey Results : Rajasthan

Nutrition Conditions	Estimate, date of data collection and source
Wasting in children under-five	14.3% from 10/2016 - 1/2017 (CNNS)
Exclusive Breastfeeding	58.2% from 1/2016 - 7/2016 (NFHS-4)
Thinness in women 15-19 years	15.2% from 10/2016 - 1/2017 (CNNS)
Anemia in women 15-19 years	50.3% from 10/2016 - 1/2017 (CNNS)
	For further information, see **NutritionINDIA.info** and **POSHAN Led by IFPRI**

Mapping of Seasonal Threats / Conditions : Rajasthan

Threats	JAN	FEB	MAR	APR	MAY	JUN	JUL	AUG	SEP	OCT	NOV	DEC
Malaria								🟥	🟥	🟥		
Dengue								🟥	🟥	🟥		
Diarrhea						🟥	🟥	🟥	🟥			
Droughts						🟥	🟥	🟥	🟥	🟥		
Floods						🟥	🟥	🟥	🟥	🟥		

Continuity of services : Rajasthan

Date	Are Anganwadi Centres currently open?	Are Village Health Sanitation and Nutrition Days (VHSNDs) being held?	Is Growth Monitoring and Promotion conducted?	Are Take Home Rations (THR) provided for children (6-35, 36-72 months of age)?	Are MAA services currently provided?	Is the Home Base Young Child Care (HBYC) program delivering services?	Are Nutrition Rehabilitation Centres (NRCs) operational for management of Acute Malnutrition?	Are CMAM services operational?	Is the PMMVY program providing maternity benefits?	Are Take Home Rations (THR) provided for Preg/Lact Women?	Regular nutrition development partners coordination meetings to support the emergency response?
Apr-20	Yes	No	No	Yes	Yes	No	Yes	No	Yes	Yes	Yes
May-20	No	Yes	No	Yes	Yes	No	Yes	No	No	Yes	no
Jun-20	No	Yes	Yes	Yes	Yes	Yes	Yes	No	Yes	Yes	no
Jul-20	No	Yes	Yes	Yes	Yes	Yes	Yes	Yes	Yes	Yes	no
Aug-20	Yes	Yes	Yes	Yes	Yes	Yes	Yes	Yes	Yes	Yes	no
Sep-20	Yes	Yes	Yes	Yes	Yes	Yes	Yes	Yes	Yes	Yes	Yes
Oct-20	Yes	Yes	Yes	Yes	Yes	Yes	Yes	Yes	Yes	Yes	no
Nov-20	Yes	Yes	Yes	Yes	Yes	Yes	Yes	Yes	Yes	Yes	no
Dec-20	yes	yes	no	yes	yes	no	yes	no	yes	yes	no
Jan-21	yes	yes	no	yes	yes	no	yes	no	yes	yes	no
Feb-21	yes	yes	no	yes	yes	no	yes	no	yes	yes	no
Mar-21	yes	yes	no	yes	yes	no	yes	no	yes	yes	no
Apr-21	yes	yes	no	yes	yes	no	yes	no	yes	yes	no
May-21	yes	yes	no	yes	yes	no	yes	no	yes	yes	no

List of Assessments : Rajasthan

Date	Type of Resource	Document Title (Click on the titles below in bold to open the linked report)
26-Apr-2020	Assessment	**Manjari Foundation, Jan Dhan Survey Report** Online survey was administered to about 3122 women who had Jandhan account, across the six districts of Rajasthan, to understand whether the beneficiaries are getting the benefits(money) in their JD accounts and can withdraw the money on time.
	Assessment	**UNICEF, Nutrition Interventions During COVID-19- Insights.** Assessment conducted by UNICEF in collaboration with Nutrition Development Partners in Rajasthan. Collected data on 28 - 29 March 2020, from 13 / 33 districts of Rajasthan.
	Assessment	**UNICEF, Rapid Assessment with Representatives of Civil Society Organizations.** Over 100 Civil Society Organizations joined an online forum for accessing accurate information, peer-learning and generating evidence on the situation post COVID-19 lock down on the population. A rapid perception survey of 67 heads of the organizations.

Tamil Nadu

COVID-19 Updates as on : 11 July 2021, 08:00 IST (GMT+5:30)
Source : Ministry of Health and Family Welfare Website
[↑↓ Status change since yesterday]

Name of State / UT	Active Cases		Cured/Discharged/Migrated		Deaths	
	Total	Change since yesterday	Cumulative	Change since yesterday	Cumulative	Change since yesterday
Tamil Nadu	32,767	457 ↓	24,49,873	3,321 ↑	33,371	49 ↑

Nutrition Survey Results : Tamil Nadu

Nutrition Conditions	Estimate, date of data collection and source
Wasting in children under-five	20.7% from 5/2018 - 8/2018 (CNNS)
Exclusive Breastfeeding	48.3% from 2/2015 - 6/2015 (NFHS-4)
Thinness in women 15-19 years	13.4% from 5/2018 - 8/2018 (CNNS)
Anemia in women 15-19 years	40.2% from 5/2018 - 8/2018 (CNNS)
	For further information, see **NutritionINDIA.info** and **POSHAN Led by IFPRI**

Telangana

COVID-19 Updates as on : 11 July 2021, 08:00 IST (GMT+5:30)
Source : Ministry of Health and Family Welfare Website
[↑↓ Status change since yesterday]

Name of State / UT	Active Cases		Cured/Discharged/Migrated		Deaths	
	Total	Change since yesterday	Cumulative	Change since yesterday	Cumulative	Change since yesterday
Telangana	10,724	218 ↓	6,16,769	917 ↑	3,725	5 ↑

Nutrition Survey Results : Telangana

Nutrition Conditions	Estimate, date of data collection and source
Wasting in children under-five	21.7% from 6/2019 - 11/2019 (NFHS-5)
Exclusive Breastfeeding	68.2% from 6/2019 - 11/2019 (NFHS-5)
Thinness in women 15-19 years	18.8% from 6/2019 - 11/2019 (NFHS-5)
Anemia in women 15-19 years	57.6% from 6/2019 - 11/2019 (NFHS-5)
	For further information, see **NutritionINDIA.info** and **POSHAN Led by IFPRI**

Mapping of Seasonal Threats / Conditions : Telangana

Threats	JAN	FEB	MAR	APR	MAY	JUN	JUL	AUG	SEP	OCT	NOV	DEC
Dengue							🟥	🟥	🟥			
Diarrhea				🟥	🟥	🟥	🟥	🟥	🟥			
Encephalitis	🟥	🟥		🟥	🟥	🟥						🟥
Droughts					🟥	🟥						
Floods								🟥	🟥	🟥		

State Updates : Telangana

Date	
May-21	Women Development and Child Welfare implemented growth monitoring from 25th February 2021 to 18th March 2021 and record the nutritional status every in Nutrition & Health Tracking System portal. From April 2021 growth monitoring declined due to COVID.
May-21	All Front Line Workers are trained on WHO decision tree for institutional level support for breastfeeding. Home visit based counselling on BF and CF is done by AWTs.
May-21	Eleven out of 12 NRCs in Telangana are functional and giving care and services for SAM children with medical complications .
May-21	Supplementary Supervised Feeding Program (a CMAM initiative) is piloted in 2 districts since 2019.
May-21	IFA supplementation to women, children and adolescents are being provided through DOTS strategy.

Continuity of services : Telangana

Date	Are Anganwadi Centres currently open?	Are Village Health Sanitation and Nutrition Days (VHSNDs) being held?	Is Growth Monitoring and Promotion conducted?	Are Take Home Rations (THR) provided for children (6-35, 36-72 months of age)?	Are MAA services currently provided?	Is the Home Base Young Child Care (HBYC) program delivering services?	Are Nutrition Rehabilitation Centres (NRCs) operational for management of Acute Malnutrition?	Are CMAM services operational?	Is the PMMVY program providing maternity benefits?	Are Take Home Rations (THR) provided for Preg/Lact Women?	Regular nutrition development partners coordination meetings to support the emergency response?
Apr-20	No	No	No	Yes	Yes	No	Yes	Yes	Yes	Yes	Yes
May-20	No	No	No	Yes	Yes	No	Yes	Yes	Yes	Yes	Yes
Jun-20	No	No	No	Yes	Yes	No	Yes	Yes	Yes	Yes	Yes
Jul-20	No	No	No	Yes	Yes	No	Yes	Yes	Yes	Yes	Yes
Aug-20	No	Yes	No	Yes	Yes	Yes	Yes	Yes	Yes	Yes	Yes
Sep-20	No	Yes	Yes	Yes	Yes	Yes	Yes	Yes	Yes	Yes	Yes
Oct-20	No	Yes	Yes	Yes	Yes	Yes	Yes	Yes	Yes	Yes	Yes
Nov-20	No	Yes	Yes	Yes	Yes	Yes	Yes	Yes	Yes	Yes	Yes
Dec-20	No	Yes	Yes	Yes	Yes	Yes	Yes	Yes	Yes	Yes	Yes
Jan-21	No	Yes	Yes	Yes	Yes	Yes	Yes	Yes	Yes	Yes	Yes
Feb-21	No	Yes	Yes	Yes	Yes	Yes	Yes	Yes	Yes	Yes	Yes
Mar-21	No	Yes	Yes	Yes	Yes	Yes	Yes	Yes	Yes	Yes	Yes
Apr-21	No	Yes	Yes	Yes	Yes	Yes	Yes	Yes	Yes	Yes	Yes
May-21	No	Yes	NO	Yes	Yes	Yes	Yes	Yes	Yes	Yes	Yes

Uttar Pradesh

COVID-19 Updates as on : 11 July 2021, 08:00 IST (GMT+5:30)
Source : Ministry of Health and Family Welfare Website
[↑↓ Status change since yesterday]

Name of State / UT	Active Cases		Cured/Discharged/Migrated		Deaths	
	Total	Change since yesterday	Cumulative	Change since yesterday	Cumulative	Change since yesterday
Uttar Pradesh	1,608	89 ↓	16,82,924	183 ↑	22,693	4 ↑

Nutrition Survey Results : Uttar Pradesh

Nutrition Conditions	Estimate, date of data collection and source
Wasting in children under-five	18.5% from 4/2016 - 9/2016 (CNNS)
Exclusive Breastfeeding	41.9% from 1/2015 - 9/2016 (NFHS-4)
Thinness in women 15-19 years	10.9% from 4/2016 - 9/2016 (CNNS)
Anemia in women 15-19 years	49.2% from 4/2016 - 9/2016 (CNNS)
	For further information, see **NutritionINDIA.info** and **POSHAN Led by IFPRI**

Mapping of Seasonal Threats / Conditions : Uttar Pradesh

Threats	JAN	FEB	MAR	APR	MAY	JUN	JUL	AUG	SEP	OCT	NOV	DEC
Dengue							🟥	🟥				
Diarrhea							🟥	🟥				

State Updates : Uttar Pradesh

Date	
May-21	Centre based Growth Monitoring was compromised due to closure of AWCs. AWWs engaged primary into THR distribution and COVID related activities (ICDS letters). No Vazan divas organised. Growth monitoring prioritised for the undernourished children through home visit by AWWs (Ref: ICDS letter dated 18 May 21). Telephonic survey of FLWs in seven districts (aspirational districts) shows 47% AWWs did growth monitoring in May-21; however, could be inflated compared to field observations.
May-21	Knowledge and awareness on COVID-appropriate breastfeeding practices found to be low - About 57% FLWs were not aware that COVID positive mother can breastfeed her child (telephonic survey of FLWs in seven aspirational districts) . Anecdotal findings suggest delayed initiation of breastfeeding due to separation of mother & newborn. Delivery caseload has shifted from government hospitals to private clinics/nursing home which poses greater threat to breastfeeding practices and use of BMS. Sensitization of AWWs/ANMs on COVID-appropriate breastfeeding practices through daily messaging, telephonic calls and online training - reached around 11000 Health and ICDS Frontline workers.
May-21	With state wide lockdown and suspension of activities, both facility and community based SAM services affected adversely. May round of CMAM did not happen. 33 of 77 NRCs became non-operational around 12 May. As COVID cases reduced, NRC begin to reopen. By end May, 48 NRCs were operational. Admissions and bed occupancy rate declined and majority of NRCs had no admissions during the month. Many NRC staff affected due to COVID and MO/SN deputed for COVID related activities. Progress assessed every fifteen days and report shared with government. Guidelines issued by ICDS for follow up of SAM (other malnourished children) by AWWs through home visits. (Ref: ICDS letter dated 18 May 21).
May-21	AMB program implementation affected during the month. With COVID case upsurge, VHSND services affected due to FLW engagement in COVID related activities and lower demand for services, AWC and school closure continue to affect WIFS component. Telephonic survey with 83 ANMs in seven ADs shows decline in service update in VHNSDs; 80% ANM reported reduced footfall in May. About 93% ANM reported to have distributed IFA/Calcium during VHSND. THR distribution continued.

Continuity of services : Uttar Pradesh

Date	Are Anganwadi Centres currently open?	Are Village Health Sanitation and Nutrition Days (VHSNDs) being held?	Is Growth Monitoring and Promotion conducted?	Are Take Home Rations (THR) provided for children (6-35, 36-72 months of age)?	Are MAA services currently provided?	Is the Home Base Young Child Care (HBYC) program delivering services?	Are Nutrition Rehabilitation Centres (NRCs) operational for management of Acute Malnutrition?	Are CMAM services operational?	Is the PMMVY program providing maternity benefits?	Are Take Home Rations (THR) provided for Preg/Lact Women?	Regular nutrition development partners coordination meetings to support the emergency response?
Apr-20	No	No	No	Yes	No	No	Yes	No	No	Yes	Yes
May-20	No	No	No	Yes	No	No	Yes	No	No	Yes	Yes
Jun-20	No	Yes	No	Yes	No	No	Yes	No	No	Yes	Yes
Jul-20	No	Yes	No	Yes	Yes	No	Yes	No	Yes	Yes	Yes
Aug-20	No	Yes	Yes	Yes	Yes	No	Yes	Yes	Yes	Yes	Yes
Sep-20	No	Yes	Yes	Yes	Yes	No	Yes	Yes	Yes	Yes	Yes
Oct-20	No	Yes	Yes	Yes	Yes	No	Yes	Yes	Yes	Yes	Yes
Nov-20	No	Yes	Yes	Yes	Yes	No	Yes	Yes	Yes	Yes	Yes
Jan-21	No	Yes	Yes	Yes	Yes	No	Yes	Yes	Yes	Yes	Yes
Feb-21	Yes	Yes	Yes	Yes	Yes	No	Yes	Yes	Yes	Yes	Yes
Mar-21	Yes	Yes	Yes	Yes	Yes	No	Yes	Yes	Yes	Yes	Yes
Apr-21	No	Yes	No	Yes	Yes	No	Yes	No	Yes	Yes	Yes
May-21	No	Yes	No	Yes	Yes	No	Yes	No	Yes	Yes	Yes
Dec-21	No	Yes	Yes	Yes	Yes	No	Yes	Yes	Yes	Yes	Yes

List of Assessments : UttarPradesh

Date	Type of Resource	Document Title (Click on the titles below in bold to open the linked report)
	Assessment	**Population Council: UDAYA/SDG Cohort Study, Uttar Pradesh** Findings from COVID-19 Research Studies: COVID-19 Risk, Access to Nutrition and Health Services. Rapid telephone survey with 2041 young people (aged 18–25 years) and/or an adult household member. Baseline conducted from April 3–12.

West Bengal

COVID-19 Updates as on : 11 July 2021, 08:00 IST (GMT+5:30)
Source : Ministry of Health and Family Welfare Website
[↑↓ Status change since yesterday]

Name of State / UT	Active Cases		Cured/Discharged/Migrated		Deaths	
	Total	Change since yesterday	Cumulative	Change since yesterday	Cumulative	Change since yesterday
West Bengal	15,304	386 ↓	14,77,998	1,366 ↑	17,903	17 ↑

Nutrition Survey Results : West Bengal

Nutrition Conditions	Estimate, date of data collection and source
Wasting in children under-five	20.3% from 6/2019 - 11/2019 (NFHS-5)
Exclusive Breastfeeding	53.3% from 6/2019 - 11/2019 (NFHS-5)
Thinness in women 15-19 years	14.8% from 6/2019 - 11/2019 (NFHS-5)
Anemia in women 15-19 years	71.4% from 6/2019 - 11/2019 (NFHS-5)
	For further information, see **NutritionINDIA.info** and **POSHAN Led by IFPRI**

Mapping of Seasonal Threats / Conditions : West Bengal

Threats	JAN	FEB	MAR	APR	MAY	JUN	JUL	AUG	SEP	OCT	NOV	DEC
Dengue							🟥	🟥	🟥	🟥		
Diarrhea							🟥	🟥	🟥			
Encephalitis							🟥					
Droughts								🟥	🟥	🟥		
Floods								🟥	🟥	🟥		

State Updates : West Bengal

Date	
May-21	Growth monitoring stalled. Provision of THR for children 6m to 3 years is halted statewide - Since Jan 2021
May-21	Emergency Nutrition Response (Dissemination of Package of essential Nutrition messages) in 3 Cyclone affected districts
May-21	IFA for pregnant mothers and adolescent girls available from SHC
May-21	All NRCs functional but bed occupancy low

Continuity of services : West Bengal

Date	Are Anganwadi Centres currently open?	Are Village Health Sanitation and Nutrition Days (VHSNDs) being held?	Is Growth Monitoring and Promotion conducted?	Are Take Home Rations (THR) provided for children (6-35, 36-72 months of age)?	Are MAA services currently provided?	Is the Home Base Young Child Care (HBYC) program delivering services?	Are Nutrition Rehabilitation Centres (NRCs) operational for management of Acute Malnutrition?	Are CMAM services operational?	Is the PMMVY program providing maternity benefits?	Are Take Home Rations (THR) provided for Preg/Lact Women?	Regular nutrition development partners coordination meetings to support the emergency response?
Apr-20	No	No	No	Yes	Yes	No	No	No	No	Yes	
May-20	No	Yes	No	Yes	Yes	No	No	No	No	Yes	
Jun-20	No	Yes	No	Yes	Yes	No	Yes	No	Yes	Yes	
Jul-20	No	Yes	No	Yes	Yes	No	Yes	No	Yes	Yes	
Aug-20	No	Yes	No	Yes	Yes	No	Yes	No	Yes	Yes	
Sep-20	No	Yes	No	Yes	Yes	Yes	Yes	Yes	Yes	Yes	
Oct-20	No	Yes	No	Yes	Yes	Yes	Yes	Yes	Yes	Yes	
Nov-20	No	Yes	No	Yes	Yes	Yes	Yes	Yes	Yes	Yes	
Dec-20	No	Yes	No	Yes	Yes	Yes	Yes	Yes	Yes	Yes	
Jan-21	NO	Yes	No	Yes	Yes	Yes	Yes	Yes	Yes	Yes	
Feb-21	No	Yes	No	No	Yes	Yes	Yes	Yes	Yes	No	
Mar-21	No	Yes	No	No	Yes	Yes	Yes	Yes	Yes	No	
Apr-21	No	Yes	No	No	Yes	Yes	Yes	Yes	Yes	No	
May-21	No	Yes	No	No	Yes	No	Yes	Yes	Yes	No	

List of Assessments : WestBengal

Date	Type of Resource	Document Title (Click on the titles below in bold to open the linked report)
21-May-2020	**Assessment**	**UNICEF West Bengal, Cyclone Amphan 2020: Situation Report.** A situation report on the impact of the cyclone Amphan, which has affected all 9 districts across the state. Out of the total 50.2 Million population affected, 16.5 Million Children are at risk.

State Policy Analysis

Drawing from Government circulars and guidelines, work by IFPRI/POSHAN presented in the policy matrices below gives an overview of the rapid evolution of policy actions over the past three months since the recognition of the COVID-19 pandemic and the subsequent lock-down from 25th March to 31st May 2020. State level government circulars or decrees were collected into an online database. These decrees were analyzed by their contents to determine the status of the delivery of interventions across the life cycle and included in the POSHAN Abhiyaan interventions. The results extracted were coded as intervention is fully operational, Intervention partly functional for selected beneficiaries or areas, Intervention is not operational and No information.

The matrix shows that in terms of the policy environment, the take home rations (THR) and immunization services in most all state were decreed to continue during the lockdown period. Announcements through the government circulars for the halt of growth monitoring and promotion services were found in most states. Mixed results for maternity cash benefits (PMMVY) and Mother's Absolute Affection (MAA) guidance on counselling for infant and young child feeding were found in the available government circulars.

The data presented are not comprehensive. Efforts will be made to fill the data gaps existing in states and UTs and to update on a regular basis.

Key	Indication
Yes	Intervention fully operational for all beneficiaries through mobilization or outreach
Partly	Intervention provided at health facilities without mobilization or outreach; or partly functional for selected beneficiaries or areas
No	Intervention not operational
NI	No information

	Adolescence			Preconception		
Status of interventions in states and UTs	**IFA supplementation**	**Deworming**	**Food supplementation**	**IFA supplementation**	**Contraception**	**Food fortification**
India	Yes	NI	NI	NI	Partly	NI
Andaman and Nicobar Islands	NI	NI	NI	NI	NI	NI
Andhra Pradesh	NI	NI	NI	NI	NI	NI
Arunachal Pradesh	NI	NI	NI	NI	NI	NI
Assam	Yes	NI	NI	NI	Partly	NI
Bihar	Yes	NI	NI	Yes	NI	NI
Chandigarh	NI	NI	NI	NI	NI	NI
Chhattisgarh	Yes	NI	NI	NI	NI	NI
Dadra and Nagar Haveli and Daman and Diu	NI	NI	NI	NI	NI	NI
Delhi	NI	NI	NI	NI	NI	NI
Goa	NI	NI	NI	NI	NI	NI
Gujarat	Yes	NI	Yes	Yes	Partly	NI
Haryana	NI	NI	NI	NI	NI	NI
Himachal Pradesh	NI	NI	NI	NI	NI	NI
Jammu and Kashmir	NI	NI	NI	NI	NI	NI
Jharkhand	Yes	NI	NI	NI	NI	NI
Karnataka	NI	NI	NI	NI	NI	NI
Kerala	NI	NI	NI	NI	NI	NI
Ladakh	NI	NI	NI	NI	NI	NI
Lakshadweep	NI	NI	NI	NI	NI	NI
Madhya Pradesh	Yes	NI	Yes	Yes	Yes	NI
Maharashtra	Yes	NI	Yes	Yes	NI	NI
Manipur	NI	NI	NI	NI	NI	NI
Meghalaya	NI	NI	NI	NI	NI	NI
Mizoram	NI	NI	NI	NI	NI	NI
Nagaland	NI	NI	NI	NI	NI	NI
Odisha	Yes	Partly	Yes	NI	NI	NI
Puducherry	NI	NI	NI	NI	NI	NI
Punjab	NI	NI	NI	NI	NI	NI
Rajasthan	Yes	NI	NI	NI	Partly	NI
Sikkim	NI	NI	NI	NI	NI	NI
Tamil Nadu	NI	NI	NI	NI	NI	NI
Telangana	NI	NI	NI	NI	NI	NI
Tripura	NI	NI	NI	NI	NI	NI
Uttar Pradesh	Yes	NI	Yes	NI	Yes	NI
Uttarakhand	NI	NI	NI	NI	NI	NI

Status of interventions in states and UTs	Pregnancy													
	MCP card	Antenatal care	Treatment of complications	Weighing	Pregnancy care counselling	Breastfeeding counselling	Neonatal tetanus protection	IFA supplementation	Calcium supplementation	Deworming	Malaria prevention	Malaria treatment	Food supplementation	Maternity cash benefits (PMMVY)
India	NI	Partly	Yes	NI	Yes	Yes	Partly	Partly	Partly	NI	NI	NI	Yes	NI
Andaman and Nicobar Islands	NI	NI	NI	NI	NI	NI	NI	NI	NI	NI	NI	NI	NI	NI
Andhra Pradesh	NI	NI	NI	NI	Yes	Yes	NI	NI	NI	NI	NI	NI	Yes	NI
Arunachal Pradesh	NI	NI	NI	NI	NI	NI	NI	NI	NI	NI	NI	NI	NI	NI
Assam	NI	Partly	Yes	NI	Yes	Yes	Partly	Yes	Partly	NI	NI	NI	Yes	NI
Bihar	NI	Partly	Yes	NI	Yes	Yes	Partly	Yes	Yes	Yes	NI	NI	Yes	NI
Chandigarh	NI	NI	NI	NI	NI	NI	NI	NI	NI	NI	NI	NI	NI	NI
Chhattisgarh	NI	NI	NI	NI	NI	NI	NI	Yes	NI	NI	NI	NI	Yes	NI
Dadra and Nagar Haveli and Daman and Diu	NI	NI	NI	NI	NI	NI	NI	NI	NI	NI	NI	NI	NI	NI
Delhi	NI	NI	NI	NI	NI	NI	NI	NI	NI	NI	NI	NI	NI	NI
Goa	NI	NI	NI	NI	NI	NI	NI	NI	NI	NI	NI	NI	NI	NI
Gujarat	NI	Partly	Yes	NI	Yes	Yes	Partly	Yes	Partly	NI	NI	NI	Yes	NI
Haryana	NI	NI	NI	NI	NI	NI	NI	NI	NI	NI	NI	NI	NI	NI
Himachal Pradesh	NI	NI	NI	NI	NI	NI	NI	NI	NI	NI	NI	NI	NI	NI
Jammu and Kashmir	NI	NI	NI	NI	NI	NI	NI	NI	NI	NI	NI	NI	NI	NI
Jharkhand	NI	NI	NI	NI	Yes	Yes	Yes	Yes	NI	NI	NI	NI	Yes	NI
Karnataka	NI	Partly	Partly	NI	Partly	NI	Partly	Partly	Partly	NI	NI	NI	NI	NI
Kerala	NI	NI	NI	NI	NI	NI	NI	NI	NI	NI	NI	NI	NI	NI
Ladakh	NI	NI	NI	NI	NI	NI	NI	NI	NI	NI	NI	NI	NI	NI
Lakshadweep	NI	NI	NI	NI	NI	NI	NI	NI	NI	NI	NI	NI	NI	NI
Madhya Pradesh	NI	Partly	Yes	NI	Yes	Yes	Yes	Yes	Yes	NI	NI	NI	Yes	Yes
Maharashtra	NI	Partly	NI	NI	NI	NI	Partly	Yes	Yes	Yes	NI	NI	Yes	NI
Manipur	NI	NI	NI	NI	NI	NI	NI	NI	NI	NI	NI	NI	NI	NI
Meghalaya	NI	NI	NI	NI	NI	NI	NI	NI	NI	NI	NI	NI	NI	NI
Mizoram	NI	NI	NI	NI	NI	NI	NI	NI	NI	NI	NI	NI	NI	NI
Nagaland	NI	NI	NI	NI	NI	NI	NI	NI	NI	NI	NI	NI	NI	NI
Odisha	NI	Partly	Partly	NI	Yes	Yes	Yes	Partly	Partly	Partly	NI	NI	Yes	NI
Puducherry	NI	NI	NI	NI	NI	NI	NI	NI	NI	NI	NI	NI	NI	NI
Punjab	NI	NI	NI	NI	NI	NI	NI	NI	NI	NI	NI	NI	NI	NI
Rajasthan	NI	Partly	Yes	NI	NI	Yes	Partly	Partly	Partly	NI	NI	NI	Yes	NI
Sikkim	NI	NI	NI	NI	NI	NI	NI	NI	NI	NI	NI	NI	NI	NI
Tamil Nadu	NI	NI	NI	NI	NI	NI	NI	NI	NI	NI	NI	NI	NI	NI
Telangana	NI	NI	NI	NI	NI	NI	NI	NI	NI	NI	NI	NI	NI	NI
Tripura	NI	NI	NI	NI	NI	NI	NI	NI	NI	NI	NI	NI	NI	NI
Uttar Pradesh	NI	Partly	NI	NI	Partly	Yes	Partly	NI	NI	NI	NI	NI	Yes	NI
Uttarakhand	NI	NI	NI	NI	NI	NI	NI	NI	NI	NI	NI	NI	NI	NI

Status of interventions in states and UTs	Delivery & postnatal period														
	Family planning	Institutional delivery	Skilled birth attendant	Cash transfer (institutional birth)	Emergency obstetric care	Breastfeeding counseling	Special newborn care	Breastfeedig support after C-section	Counseling on hygiene, cord care, kangaroo mother care	Care of sick and small neonate	Postnatal care for women	Postnatal care for babies	IFA supplementation	Calcium supplementation	Food supplementation
India	Partly	Yes	NI	NI	Yes	Yes	NI	NI	Yes	Yes	Partly	Yes	Yes	Yes	Yes
Andaman and Nicobar Islands	NI	NI	NI	NI	NI	NI	NI	NI	NI	NI	NI	NI	NI	NI	NI
Andhra Pradesh	NI	NI	NI	NI	NI	Yes	NI	NI	NI	NI	NI	NI	NI	NI	Yes
Arunachal Pradesh	NI	NI	NI	NI	NI	NI	NI	NI	NI	NI	NI	NI	NI	NI	NI
Assam	Partly	Yes	NI	NI	Yes	Yes	NI	NI	Yes	Yes	Partly	Yes	Yes	Yes	Yes
Bihar	NI	Yes	NI	NI	NI	Yes	NI	NI	NI	Yes	Yes	Yes	Yes	Yes	Yes
Chandigarh	NI	NI	NI	NI	NI	NI	NI	NI	NI	NI	NI	NI	NI	NI	NI
Chhattisgarh	NI	NI	NI	NI	NI	NI	NI	NI	NI	NI	NI	NI	Yes	NI	Yes
Dadra and Nagar Haveli and Daman and Diu	NI	NI	NI	NI	NI	NI	NI	NI	NI	NI	NI	NI	NI	NI	NI
Delhi	NI	NI	NI	NI	NI	NI	NI	NI	NI	NI	NI	NI	NI	NI	NI
Goa	NI	NI	NI	NI	NI	NI	NI	NI	NI	NI	NI	NI	NI	NI	NI
Gujarat	Partly	Yes	NI	NI	Yes	Yes	NI	NI	Yes	Yes	Yes	Yes	Yes	Yes	Yes
Haryana	NI	NI	NI	NI	NI	NI	NI	NI	NI	NI	NI	NI	NI	NI	NI
Himachal Pradesh	NI	NI	NI	NI	NI	NI	NI	NI	NI	NI	NI	NI	NI	NI	NI
Jammu and Kashmir	NI	NI	NI	NI	NI	NI	NI	NI	NI	NI	NI	NI	NI	NI	NI

Jharkhand	NI	NI	NI	NI	NI	Yes	NI	NI	Yes	NI	NI	NI	Yes	NI	Yes
Karnataka	NI	NI	NI	NI	NI	NI	NI	NI	NI	NI	Partly	Partly	Partly	Partly	NI
Kerala	NI	NI	NI	NI	NI	NI	NI	NI	NI	NI	NI	NI	NI	NI	NI
Ladakh	NI	NI	NI	NI	NI	NI	NI	NI	NI	NI	NI	NI	NI	NI	NI
Lakshadweep	NI	NI	NI	NI	NI	NI	NI	NI	NI	NI	NI	NI	NI	NI	NI
Madhya Pradesh	Yes	Yes	NI	NI	NI	Yes	NI	NI	NI	NI	Yes	Partly	Yes	Yes	Yes
Maharashtra	NI	NI	NI	NI	NI	NI	NI	NI	NI	Yes	NI	NI	Yes	NI	Yes
Manipur	NI	NI	NI	NI	NI	NI	NI	NI	NI	NI	NI	NI	NI	NI	NI
Meghalaya	NI	NI	NI	NI	NI	NI	NI	NI	NI	NI	NI	NI	NI	NI	NI
Mizoram	NI	NI	NI	NI	NI	NI	NI	NI	NI	NI	NI	NI	NI	NI	NI
Nagaland	NI	NI	NI	NI	NI	NI	NI	NI	NI	NI	NI	NI	NI	NI	NI
Odisha	NI	NI	NI	NI	NI	Yes	NI	NI	NI	Yes	Partly	Partly	Partly	Partly	Yes
Puducherry	NI	NI	NI	NI	NI	NI	NI	NI	NI	NI	NI	NI	NI	NI	NI
Punjab	NI	NI	NI	NI	NI	NI	NI	NI	NI	NI	NI	NI	NI	NI	NI
Rajasthan	Partly	Yes	NI	NI	Yes	Yes	NI	NI	Yes	Yes	Yes	Yes	Yes	Yes	Yes
Sikkim	NI	NI	NI	NI	NI	NI	NI	NI	NI	NI	NI	NI	NI	NI	NI
Tamil Nadu	NI	NI	NI	NI	NI	NI	NI	NI	NI	NI	NI	NI	NI	NI	NI
Telangana	NI	NI	NI	NI	NI	NI	NI	NI	NI	NI	NI	NI	NI	NI	NI
Tripura	NI	NI	NI	NI	NI	NI	NI	NI	NI	NI	NI	NI	NI	NI	NI
Uttar Pradesh	Yes	Partly	NI	NI	Partly	Yes	NI	NI	Partly	Yes	Partly	Partly	NI	NI	Yes
Uttarakhand	NI	NI	NI	NI	NI	NI	NI	NI	NI	NI	NI	NI	NI	NI	NI

Status of interventions in states and UTs	Early childhood													
	Full immunization	Vitamin A supplementation	Pediatric IFA supplementation	Deworming	Counseling on breastfeeding and complementary feeding	Counseling on continued breastfeeding	Food supplementation	Growth monitoring	Counseling on nutritional status	Identification of SAM children & referral services (NRC)	ORS during diarrhea	Zinc supplementation	Treatment of ARI/ Pneumonia	Home Based Care for the Young Child (HBYC)
India	Partly	Partly	Partly	Partly	Yes	Yes	Yes	Yes	NI	Yes	Yes	Partly	Yes	Yes
Andaman and Nicobar Islands	NI	NI	NI	NI	NI	NI	NI	NI	NI	NI	NI	NI	NI	NI
Andhra Pradesh	NI	NI	NI	NI	Yes	Yes	Yes	NI	NI	NI	NI	NI	NI	NI
Arunachal Pradesh	NI	NI	NI	NI	NI	NI	NI	NI	NI	NI	NI	NI	NI	NI
Assam	Partly	Yes	Yes	Partly	Yes	Yes	Yes	Yes	Partly	Yes	Yes	Partly	Yes	Yes
Bihar	Yes	Yes	Yes	Yes	Yes	Yes	Yes	Yes	Yes	Yes	Yes	Yes	NI	NI
Chandigarh	NI	NI	NI	NI	NI	NI	NI	NI	NI	NI	NI	NI	NI	NI
Chhattisgarh	Partly	NI	Yes	NI	NI	NI	Yes	NI	NI	Yes	NI	NI	NI	NI
Dadra and Nagar Haveli and Daman and Diu	NI	NI	NI	NI	NI	NI	NI	NI	NI	NI	NI	NI	NI	NI
Delhi	NI	NI	NI	NI	NI	NI	NI	NI	NI	NI	NI	NI	NI	NI
Goa	NI	NI	NI	NI	NI	NI	NI	NI	NI	NI	NI	NI	NI	NI
Gujarat	Partly	NI	Yes	NI	Yes	Yes	Yes	No	NI	Yes	Yes	NI	Yes	Yes
Haryana	NI	NI	NI	NI	NI	NI	NI	NI	NI	NI	NI	NI	NI	NI
Himachal Pradesh	NI	NI	NI	NI	NI	NI	NI	NI	NI	NI	NI	NI	NI	NI
Jammu and Kashmir	NI	NI	NI	NI	NI	NI	NI	NI	NI	NI	NI	NI	NI	NI
Jharkhand	Yes	NI	Yes	NI	Yes	Yes	Yes	NI	NI	Yes	NI	NI	NI	NI
Karnataka	Yes	Yes	Partly	NI	NI	NI	NI	Partly	NI	Yes	NI	NI	NI	Partly
Kerala	NI	NI	NI	NI	NI	NI	NI	NI	NI	NI	NI	NI	NI	NI
Ladakh	NI	NI	NI	NI	NI	NI	NI	NI	NI	NI	NI	NI	NI	NI
Lakshadweep	NI	NI	NI	NI	NI	NI	NI	NI	NI	NI	NI	NI	NI	NI
Madhya Pradesh	Yes	Yes	Yes	Partly	Yes	Yes	Yes	Yes	Yes	Yes	NI	NI	Partly	Yes
Maharashtra	Partly	Partly	Yes	NI	NI	NI	Yes	Partly	NI	Yes	NI	NI	NI	Yes
Manipur	NI	NI	NI	NI	NI	NI	NI	NI	NI	NI	NI	NI	NI	NI
Meghalaya	NI	NI	NI	NI	NI	NI	NI	NI	NI	NI	NI	NI	NI	NI
Mizoram	NI	NI	NI	NI	NI	NI	NI	NI	NI	NI	NI	NI	NI	NI
Nagaland	NI	NI	NI	NI	NI	NI	NI	NI	NI	NI	NI	NI	NI	NI
Odisha	Yes	NI	Partly	Partly	Yes	Yes	Yes	Yes	NI	Yes	NI	Partly	NI	NI
Puducherry	NI	NI	NI	NI	NI	NI	NI	NI	NI	NI	NI	NI	NI	NI
Punjab	NI	NI	NI	NI	NI	NI	NI	NI	NI	NI	NI	NI	NI	NI
Rajasthan	Partly	Yes	Yes	NI	Yes	Yes	Yes	Yes	Yes	Yes	Yes	NI	Yes	Yes
Sikkim	NI	NI	NI	NI	NI	NI	NI	NI	NI	NI	NI	NI	NI	NI
Tamil Nadu	NI	NI	NI	NI	NI	NI	NI	NI	NI	NI	NI	NI	NI	NI
Telangana	NI	NI	NI	NI	NI	NI	NI	NI	NI	NI	NI	NI	NI	NI
Tripura	NI	NI	NI	NI	NI	NI	NI	NI	NI	NI	NI	NI	NI	NI
Uttar Pradesh	Partly	Yes	Yes	NI	Yes	Yes	Yes	NI	NI	Yes	Yes	Yes	Yes	NI
Uttarakhand	NI	NI	NI	NI	NI	NI	NI	NI	NI	NI	NI	NI	NI	NI

Status of interventions in states and UTs	Pre-adolescence	Platforms			
	Mid-day school meals	AWC	VHNDs	Pre-school education	Home visits
India	NI	Yes	Partly	Yes	Yes
Andaman and Nicobar Islands	NI	NI	NI	NI	NI
Andhra Pradesh	NI	NI	NI	NI	NI
Arunachal Pradesh	NI	NI	NI	NI	NI
Assam	NI	No	No	NI	Yes
Bihar	Yes	No	Yes	Yes	Yes
Chandigarh	NI	NI	NI	NI	NI
Chhattisgarh	Yes	No	NI	NI	NI
Dadra and Nagar Haveli and Daman and Diu	NI	NI	NI	NI	NI
Delhi	NI	NI	NI	NI	NI
Goa	NI	NI	NI	NI	NI
Gujarat	Yes	No	No	NI	Yes
Haryana	NI	NI	NI	NI	NI
Himachal Pradesh	NI	NI	NI	NI	NI
Jammu and Kashmir	NI	NI	NI	NI	NI
Jharkhand	NI	No	NI	No	Yes
Karnataka	Yes	NI	NI	NI	NI
Kerala	NI	NI	NI	NI	NI
Ladakh	NI	NI	NI	NI	NI
Lakshadweep	NI	NI	NI	NI	NI
Madhya Pradesh	Yes	No	NI	No	Yes
Maharashtra	NI	No	Partly	NI	Partly
Manipur	NI	NI	NI	NI	NI
Meghalaya	NI	NI	NI	NI	NI
Mizoram	NI	NI	NI	NI	NI
Nagaland	NI	NI	NI	NI	NI
Odisha	Yes	No	Yes	No	NI
Puducherry	NI	NI	NI	NI	NI
Punjab	NI	NI	NI	NI	NI
Rajasthan	NI	No	No	NI	Yes
Sikkim	NI	NI	NI	NI	NI
Tamil Nadu	NI	NI	NI	NI	NI
Telangana	NI	NI	NI	NI	NI
Tripura	NI	NI	NI	NI	NI
Uttar Pradesh	NI	No	Partly	NI	Yes
Uttarakhand	NI	NI	NI	NI	NI

Key	Adolescence			Preconception		
	IFA supplementation	Deworming	Food supplementation	IFA supplementation	Contraception	Food fortification
Yes	Through home deliveries or outreach services or fixed day service provision everywhere	Through home deliveries or outreach services or fixed day service provision everywhere	Through home deliveries or outreach services or fixed day service provision everywhere	Through home deliveries or outreach services or fixed day service provision everywhere	Through outreach services or fixed day service provision with active mobilization everywhere	
Partly	Service provided to on-demand walk-in beneficiaries at a fixed site (health facility) everywhere; or service provided or guidance available for service provision in some areas only	Service provided to on-demand walk-in beneficiaries at a fixed site (health facility) everywhere; or service provided or guidance available for service provision in some areas only	Service provided to on-demand walk-in beneficiaries at a fixed site (health facility) everywhere; or service provided or guidance available for service provision in some areas only	Service provided to on-demand walk-in beneficiaries at a fixed site (health facility) everywhere; or service provided or guidance available for service provision in some areas only	Service provided to on-demand walk-in beneficiaries at a fixed site (health facility) everywhere; or service provided or guidance available for service provision in some areas only	
No	Service not operational at all	Service not operational at all	Service not operational at all	Service not operational at all	Service not operational at all	
NI	No information available	No information available	No information available	No information available	No information available	No information available

Key	Pregnancy													
	MCP card	Antenatal care	Treatment of complications	Weighing	Pregnancy care counselling	Breastfeeding counselling	Neonatal tetanus protection	IFA supplementation	Calcium supplementation	Deworming	Malaria prevention	Malaria treatment	Food supplementation	Maternity cash benefits (PMMVY)
Yes		Through home visits or outreach services or fixed day service provision everywhere	Through home deliveries or outreach services or fixed day service provision everywhere		Counselling on health, nutrition, institutional delivery, etc. during pregnancy through home visits or outreach services or fixed day service provision everywhere	Through home visits or outreach services or fixed day service provision everywhere	Through home deliveries or outreach services or fixed day service provision everywhere	Through home deliveries or outreach services or fixed day service provision everywhere	Through home deliveries or outreach services or fixed day service provision everywhere	Through home deliveries or outreach services or fixed day service provision everywhere			Through home deliveries or outreach services or fixed day service provision or cash transfers everywhere	Service including the Pradhan Mantri Matritva Yojana is operational

Partly		Service provided to on-demand walk-in beneficiaries at a fixed site (health facility) everywhere; or service provided or guidance available for service provision in some areas only	Service provided to on-demand walk-in beneficiaries at a fixed site (health facility) everywhere; or service provided or guidance available for service provision in some areas only		Service provided to on-demand walk-in beneficiaries at a fixed site (health facility) everywhere; or service provided or guidance available for service provision in some areas only	Service provided to on-demand walk-in beneficiaries at a fixed site (health facility) everywhere; or service provided or guidance available for service provision in some areas only	Service provided to on-demand walk-in beneficiaries at a fixed site (health facility) everywhere; or service provided or guidance available for service provision in some areas only	Service provided to on-demand walk-in beneficiaries at a fixed site (health facility) everywhere; or service provided or guidance available for service provision in some areas only	Service provided to on-demand walk-in beneficiaries at a fixed site (health facility) everywhere; or service provided or guidance available for service provision in some areas only	Service provided to on-demand walk-in beneficiaries at a fixed site (health facility) everywhere; or service provided or guidance available for service provision in some areas only			Service provided to on-demand walk-in beneficiaries at a fixed site (health facility) everywhere; or service provided or guidance available for service provision in some areas only	Guidelines on service provision given only for some women - pregnant women suspected with or tested positive with COVID19; high risk cases; or in selected areas
No		Service not operational at all	Service not operational at all		Service not operational at all	Service not operational at all	Service not operational at all	Service not operational at all	Service not operational at all	Service not operational at all			Service not operational at all	Service is not operational
NI	No information available	No information available	No information available	No information available	No information available	No information available	No information available	No information available	No information available	No information available	No information available	No information available	No information available	No information available

Delivery & postnatal period

Key	Family planning	Institutional delivery	Skilled birth attendant	Cash transfer (institutional birth)	Emergency obstetric care	Breastfeeding counseling	Special newborn care	Breastfeedig support after C-section	Counseling on hygiene, cord care, kangaroo mother care	Care of sick and small neonate	Postnatal care for women	Postnatal care for babies	IFA supplementation	Calcium supplementation	Food supplementation
Yes	Through outreach services or fixed day service provision with active mobilization everywhere	Service is operational			Service is operational	Provided through home visits or outreach services or fixed day service provision			Provided through home visits or outreach services or fixed day service provision	Admissions to SNCU and NBSU continued	Guidelines available for assessment of postnatal health of women	Through home visits or teleconsultations	Through home deliveries or outreach services or fixed day service provision everywhere	Through home deliveries or outreach services or fixed day service provision everywhere	Through home deliveries or outreach services or fixed day service provision or cash transfers everywhere
Partly	Service provided to on-demand walk-in beneficiaries at a fixed site (health facility) everywhere; or service provided or guidance available for service provision in some areas only	Guidelines on service provision given only for some women - pregnant women suspected with or tested positive with COVID19; high risk cases; or in selected areas			Guidelines on service provision given only for some women - pregnant women suspected with or tested positive with COVID19; high risk cases; or in selected areas	Guidelines on service provision given only for some beneficiaries - high risk cases; mothers with malnourished children; or in selected areas			Guidelines on service provision given only for some beneficiaries - high risk cases; mothers with malnourished children; or in selected areas		Guidelines available for assessing health of women in case of home deliveries only; or for a subsection od women only (migratory labourers)	Guidelines available for assessing health of babies in case of home deliveries only; or for a subsection of babies only - migratory laborers, high risk cases, or malnourished children; or in selected areas only	Service provided to on-demand walk-in beneficiaries at a fixed site (health facility) everywhere; or service provided or guidance available for service provision in some areas only	Service provided to on-demand walk-in beneficiaries at a fixed site (health facility) everywhere; or service provided or guidance available for service provision in some areas only	Service provided to on-demand walk-in beneficiaries at a fixed site (health facility) everywhere; or service provided or guidance available for service provision in some areas only
No	Service not operational at all	Service is not operational			Service is not operational	Service is not operational			Service is not operational	Service is not operational	Service is not operational	Service not operational at all	Service not operational at all	Service not operational at all	Service not operational at all
NI	No information available	No information available	No information available	No information available	No information available	No information available	No information available	No information available	No information available	No information available	No information available	No information available	No information available	No information available	No information available

Early childhood

Key	Full immunization	Vitamin A supplementation	Pediatric IFA supplementation	Deworming	Counseling on breastfeeding and complementary feeding	Counseling on continued breastfeeding	Food supplementation	Growth monitoring	Counseling on nutritional status	Identification of SAM children & referral services (NRC)	ORS during diarrhea	Zinc supplementation	Treatment of ARI/ Pneumonia	Home Based Care for the Young Child (HBYC)
Yes	Through outreach services or fixed day service provision everywhere	Through outreach services or fixed day service provision everywhere	Through home deliveries or outreach services or fixed day service provision everywhere		Provided through home visits or outreach services or fixed day service provision	Provided through home visits or outreach services or fixed day service provision	Through home deliveries or outreach services or fixed day service provision or cash transfers everywhere	Provided through home visits or outreach services or fixed day service provision	Provided through home visits, telephonic conversations, outreach services or fixed day service provision	NRCs are operational	Guidelines to ensure supply of ORS	Guidelines to ensure supply of zinc supplements	Guidelines to ensure supply of amoxicillin	Through home visits or teleconsultations

Partly	Service provided to on-demand walk-in beneficiaries at a fixed site (health facility) everywhere; or service provided or guidance available for service provision in some areas only	Service provided to on-demand walk-in beneficiaries at a fixed site (health facility) everywhere; or service provided or guidance available for service provision in some areas only	Service provided to on-demand walk-in beneficiaries at a fixed site (health facility) everywhere; or service provided or guidance available for service provision in some areas only		Guidelines on service provision given only for some beneficiaries - high risk cases; mothers with malnourished children; or in selected areas	Guidelines on service provision given only for some beneficiaries - high risk cases; mothers with malnourished children; or in selected areas	Service provided to on-demand walk-in beneficiaries at a fixed site (health facility) everywhere; or service provided or guidance available for service provision in some areas only	Guidelines on service provision given only for some beneficiaries - high risk cases; malnourished children; or in selected areas.	Guidelines on service provision given only for some beneficiaries - high risk cases; mothers with malnourished children; or in selected areas.	A small proportion of NRCs are operational				Guidelines on service provision given only for some beneficiaries - migratory laborers; high risk cases; mothers with malnourished children; or in selected areas.
No	Service not operational at all	Service not operational at all	Service not operational at all		Service is not operational	Service is not operational	Service not operational at all	Service is not operational	Service is not operational	NRCs are not operational				Service not operational at all
NI	No information available	No information available	No information available	No information available	No information available	No information available	No information available	No information available	No information available	No information available	No information available	No information available	No information available	No information available

Key	Pre-adolescence	Platforms			
	Mid-day school meals	AWC	VHNDs	Pre-school education	Home visits
Yes	Scheme is operational through mid-day meals provided in school; meals/ dry ration provided at home; or food security allowance in cash or kind	AWC is open	Regular VHNDs conducted everywhere	PSE operational everywhere - in person or through technology (WhatsApp)	Home visits operational
Partly			VHNDs conducted in some areas only	PSE operational only in some areas - in person or through technology (WhatsApp)	Guidelines on home visits only for some beneficiaries - migratory laborers; high risk cases; mothers with malnourished children; or in selected areas.
No	Scheme is not operational at all	AWC is close	VHNDs not conducted at all	PSE not operational at all	Home visits not operational at all
NI	No information available	No information available	No information available	No information available	No information available

---

Methods

The POSHAN COVID-19 Monitoring report for India is prepared by various development partners working in the area of food and nutrition security and compiled by UNICEF, IIT-B, IFPRI, World Food Programme and the World Bank.

This document consolidates relevant data to monitor the interactions between COVID-19 and nutrition across the most populous states affected by both the pandemic and overall malnutrition. The purpose is to present available data to policy makers and programme managers to strengthen the public health nutrition during the COVID-19 crisis.

The POSHAN COVID-19 Monitoring Report sources information from surveys, rapid assessments, academic journals, media, health management and child development information systems, state and district level reports and is updated monthly. The report also presents the work by numerous development partners in the sectors of nutrition and food security.

In addition to this report, we have also developed, **POSHAN COVID-19 Resources** - an online repository of key guidelines/documents on National and International Recommendations, Operational Guidelines and Program Guidance on COVID-19. We hope these two documents serve as useful resources in the POSHAN COVID-19 response.

We realize that when data are collected from many different sources and information that incorrect or incomplete data can appear. We kindly invite to present any issues detected to **PoshanCOVIDiitb@gmail.com**. By working together, we can compile robust information on Poshan & COVID-19 to assure the most appropriate response for India.

Archives

POSHAN Covid-19 Resources Archives

- July 2020
- August 2020
- September 2020
- April 2021

POSHAN Covid-19 Monitoring Archives

- July 2020
- August 2020
- September 2020
- April 2021